

AIR TANKS

DESIGNED AND BUILT BY THE AIR RESERVOIR SPECIALISTS



A TRAMEC COMPANY



Also Available In Aluminum

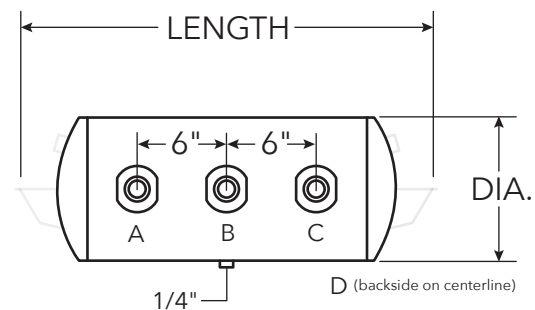
High-Quality Steel Tanks are Coated Inside and Out!

BUILT WITH SUPERIOR CORROSION RESISTANCE

Tramec air tanks are designed to meet and exceed SAE J10 and FMVSS121 requirements, and exceed the rigorous coating requirements set by leading truck OEMs.

- Proudly **MADE IN THE USA** at our facility in Ohio!
- Available in high-quality steel and aluminum
- Passes ASTM B117 Corrosion Test Protocol
- Pair with a Tramec Sloan drain valve for years of smooth, trouble-free operation, minimizing downtime and maintenance costs

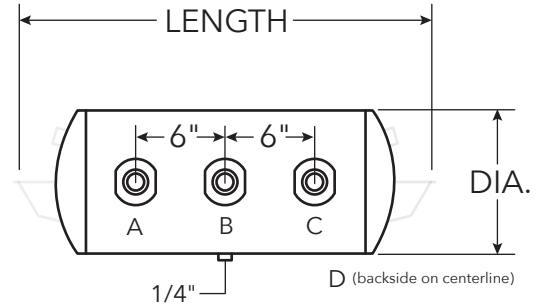
Most tanks come with one of four bracket and end port configurations, as seen here:



P/N	REF P/N	DIA.	CAPACITY	LENGTH	END PORTS	END STYLE	MAIN PORT A	MAIN PORT B	MAIN PORT C	MAIN PORT D	MATERIAL
TSJ8035	461006	8"	1425 in ³	29.44"	1/2"	•	-	3/4"	-	-	Coated Steel
TSJ8000	461007	8"	1425 in ³	32"	3/8"	1	-	3/4"	-	-	Coated Steel
TSJ8001	-	8"	1425 in ³	32"	3/8"	4	-	3/4"	-	-	Coated Steel
TSJ8002	461027	8"	1425 in ³	32"	3/8"	2	3/4"	-	3/4"	-	Coated Steel
TSJ8007	-	8"	1425 in ³	32"	3/8"	4	-	3/4"	-	3/4"	Coated Steel
TSJ8014	-	8"	1425 in ³	32"	3/8"	2	-	3/4"	-	3/4"	Coated Steel
TSJ8016	461026	8"	1425 in ³	32"	3/8"	4	-	1/2"	-	1/2"	Coated Steel
TSJ8022	-	8"	1425 in ³	32"	3/8"	4	3/4"	-	3/4"	-	Coated Steel
TSJ8022A	-	8"	1425 in ³	32"	3/8"	4	3/4"	-	3/4"	-	Aluminum

• Does not feature a standard end configuration

Most tanks come with one of four bracket and end port configurations, as seen here:



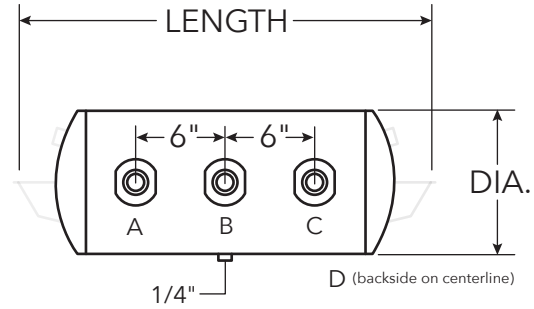
P/N	REF P/N	DIA.	CAPACITY	LENGTH	END PORTS	END STYLE	MAIN PORT A	MAIN PORT B	MAIN PORT C	MAIN PORT D	MATERIAL
TSJ8036	-	8"	1425 in ³	32"	3/8"	4	1/2"	1/2"	1/2"	1/2"	Coated Steel
TSJ8037	-	8"	1425 in ³	32"	3/8"	4	3/4"	-	3/4"	3/4"	Coated Steel
TSJ8047	461023	8"	1425 in ³	32"	3/8"	1	3/4"	-	3/4"	3/4"	Coated Steel
TSJ8052	-	8"	1425 in ³	32"	3/8"	1	-	3/4"	-	3/4"	Coated Steel
TSJ8068	-	8"	1425 in ³	32"	3/8"	2	3/4"	-	3/4"	-	Coated Steel
TSJ9500	461005	9.5"	1488 in ³	27.5"	3/8"	1	-	3/4"	-	-	Coated Steel
TSJ9501	461004	9.5"	1488 in ³	27.5"	3/8"	2	-	3/4"	-	-	Coated Steel
TSJ9505	-	9.5"	1488 in ³	27.5"	3/8"	4	-	3/4"	-	1/2"	Coated Steel
TSJ9505A	-	9.5"	1488 in ³	27.5"	3/8"	4	-	3/4"	-	1/2"	Aluminum
TSJ9506	461040	9.5"	1488 in ³	27.5"	1/2"	3	-	1/2"	-	1/2"	Coated Steel
TSJ9507	-	9.5"	1488 in ³	27.5"	1/2"	2	3/4"	-	3/4"	-	Coated Steel
TSJ9508	461003	9.5"	1488 in ³	27.5"	3/8"	1	-	3/4"	-	3/4"	Coated Steel
TSJ9510	-	9.5"	1488 in ³	27.5"	3/8"	4	-	3/4"	-	-	Coated Steel
TSJ95116	-	9.5"	1488 in ³	27.5"	1/2"	4	3/4"	-	3/4"	-	Coated Steel
TSJ95118	461000	9.5"	1488 in ³	27.5"	3/8"	1	-	3/4"	-	1/2"	Coated Steel
TSJ95119	-	9.5"	1488 in ³	27.5"	3/8"	2	3/4"	-	3/4"	-	Coated Steel
TSJ9514	-	9.5"	1488 in ³	27.5"	1/2"	4	-	1/2"	-	-	Coated Steel
TSJ95149	-	9.5"	1488 in ³	27.5"	3/8"	2	3/4"	-	3/4"	-	Coated Steel
TSJ9515	461029	9.5"	1488 in ³	27.5"	3/8"	1	-	1/2"	-	1/2"	Coated Steel
TSJ95155	-	9.5"	1488 in ³	27.5"	3/8"	2	3/8"	3/4"	3/8"	3/4"	Coated Steel
TSJ95156	461002	9.5"	1488 in ³	27.5"	3/8"	1	3/4"	-	3/4"	-	Coated Steel
TSJ9515A	-	9.5"	1488 in ³	27.5"	3/8"	1	-	1/2"	-	1/2"	Coated Steel
TSJ95161	-	9.5"	1488 in ³	27.5"	3/8"	1	3/4"	-	3/4"	3/4"	Coated Steel
TSJ95162	-	9.5"	1488 in ³	27.5"	3/8"	4	3/4"	-	3/4"	3/4"	Coated Steel
TSJ95165	-	9.5"	1488 in ³	27.5"	3/8"	4	3/4"	-	3/4"	1/2"	Coated Steel
TSJ95171	-	9.5"	1488 in ³	27.5"	3/8"	1	3/4"	-	3/4"	-	Coated Steel
TSJ9518	461018	9.5"	1488 in ³	27.5"	1/2"	1	-	3/4"	-	-	Coated Steel
TSJ9522	-	9.5"	1488 in ³	27.5"	1/2"	1	-	1/2"	-	1/2"	Coated Steel
TSJ9523	461001	9.5"	1488 in ³	27.5"	3/8"	1	-	1/2"	-	-	Coated Steel
TSJ95250	-	9.5"	1488 in ³	27.5"	3/8"	2	3/4"	-	3/4"	-	Coated Steel
TSJ95256	-	9.5"	1488 in ³	27.5"	3/8"	1	1/2"	1/2"	1/2"	1/2"	Coated Steel
TSJ9526	-	9.5"	1488 in ³	27.5"	3/8"	3	-	3/4"	-	3/4"	Coated Steel
TSJ95272	-	9.5"	1488 in ³	27.5"	3/8"	1	3/4"	3/4"	3/4"	3/4"	Coated Steel

P/N	REF P/N	DIA.	CAPACITY	LENGTH	END PORTS	END STYLE	MAIN PORT A	MAIN PORT B	MAIN PORT C	MAIN PORT D	MATERIAL
TSJ9528	-	9.5"	1488 in ³	27.5"	3/8"	4	-	3/4"	-	3/4"	Coated Steel
TSJ9531	461025	9.5"	1488 in ³	27.5"	1/2"	4	-	1/2"	-	1/2"	Coated Steel
TSJ9534	-	9.5"	1488 in ³	27.5"	3/8"	2	-	3/4"	-	3/4"	Coated Steel
TSJ9534A	-	9.5"	1488 in ³	27.5"	3/8"	2	-	3/4"	-	3/4"	Aluminum
TSJ95354	-	9.5"	1488 in ³	27.5"	3/8"	2	3/4"	-	3/4"	3/4"	Coated Steel
TSJ95356	-	9.5"	1488 in ³	27.5"	3/8"	2	3/4"	-	3/4"	3/4"	Coated Steel
TSJ9537	-	9.5"	1488 in ³	27.5"	1/2"	2	-	3/4"	-	3/4"	Coated Steel
TSJ9542	461033	9.5"	1488 in ³	27.5"	3/8"	1	1/2"	-	1/2"	-	Coated Steel
TSJ9547	-	9.5"	1488 in ³	27.5"	1/2"	4	-	3/4"	-	3/4"	Coated Steel
TSJ9553	461050	9.5"	1488 in ³	27.5"	3/8"	2	3/4"	-	3/4"	3/4"	Coated Steel
TSJ9561	-	9.5"	1488 in ³	27.5"	3/8"	3	-	3/4"	-	-	Coated Steel
TSJ9575	-	9.5"	1488 in ³	27.5"	3/8"	3	-	1/2"	-	1/2"	Coated Steel
TSJ9577	461019	9.5"	1488 in ³	27.5"	3/8"	2	-	1/2"	-	1/2"	Coated Steel
TSJ9579	461034	9.5"	1488 in ³	27.5"	3/8"	3	-	3/4"	-	1/2"	Coated Steel
TSJ9581	461037	9.5"	1488 in ³	27.5"	3/8"	4	3/4"	3/4"	3/4"	3/4"	Coated Steel
TSJ9585	-	9.5"	1488 in ³	27.5"	3/8"	3	3/4"	-	3/4"	3/4"	Coated Steel
TSJ9585A	-	9.5"	1488 in ³	27.5"	3/8"	3	3/4"	-	3/4"	3/4"	Aluminum
TSJ9587	-	9.5"	1488 in ³	27.5"	3/8"	2	1/2"	-	1/2"	-	Coated Steel
TSJ9590	-	9.5"	1488 in ³	27.5"	1/2"	3	3/4"	-	3/4"	3/4"	Coated Steel
TSJ9597	-	9.5"	1488 in ³	27.5"	3/8"	1	3/4"	-	3/4"	-	Coated Steel
TSJ9598	-	9.5"	1488 in ³	27.5"	3/8"	4	-	3/4"	-	-	Coated Steel
TSJ95335	461045	9.5"	1600 in ³	32"	1/2"	•	1/2"	1/2"	1/2"	-	Coated Steel
TSJ95239	-	9.5"	2800 in ³	49	3/8"	1	3/4"	-	3/4"	-	Coated Steel
TSJ1200	461010	12"	2850 in ³	29.5"	3/8"	1	-	3/4"	-	-	Coated Steel
TSJ1203A	-	12"	2850 in ³	29.5"	3/8"	1	-	3/4"	-	3/4"	Aluminum
TSJ1204	-	12"	2850 in ³	29.5"	1/2"	1	-	3/4"	-	3/4"	Coated Steel
TSJ1205	461009	12"	2850 in ³	29.5"	3/8"	1	-	3/4"	-	3/4"	Coated Steel
TSJ1205A	-	12"	2850 in ³	29.5"	3/8"	1	-	3/4"	-	3/4"	Aluminum
TSJ1207	-	12"	2850 in ³	29.5"	1/2"	4	3/4"	-	3/4"	-	Coated Steel
TSJ1209	-	12"	2850 in ³	29.5"	3/8"	1	3/4"	3/4"	3/4"	3/4"	Coated Steel
TSJ12100	461017	12"	2850 in ³	29.5"	3/8"	2	-	3/4"	-	1/2"	Coated Steel
TSJ12100A	-	12"	2850 in ³	29.5"	3/8"	2	-	3/4"	-	1/2"	Aluminum
TSJ12105	-	12"	2850 in ³	29.5"	3/8"	4	1/2"	-	3/4"	3/4"	Coated Steel
TSJ12106	-	12"	2850 in ³	29.5"	3/8"	1	3/4"	-	3/4"	3/4"	Coated Steel
TSJ12107	-	12"	2850 in ³	29.5"	3/8"	1	3/4"	-	3/4"	3/4"	Coated Steel
TSJ1211	461016	12"	2850 in ³	29.5"	3/8"	2	-	3/4"	-	-	Coated Steel
TSJ1214	-	12"	2850 in ³	29.5"	3/8"	4	-	3/4"	-	-	Coated Steel
TSJ12146	-	12"	2850 in ³	29.5"	3/8"	3	3/4"	3/4"	3/4"	-	Coated Steel
TSJ12149	-	12"	2850 in ³	29.5"	3/8"	1	3/4"	3/4"	3/4"	3/4"	Coated Steel
TSJ1216	461024	12"	2850 in ³	29.5"	3/8"	4	-	1/2"	-	1/2"	Coated Steel
TSJ1217	-	12"	2850 in ³	29.5"	3/8"	4	3/4"	-	3/4"	-	Coated Steel
TSJ1219	461046	12"	2850 in ³	29.5"	3/8"	1	3/4"	-	3/4"	3/4"	Coated Steel

• Does not feature a standard end configuration

AIR TANKS

Most tanks come with one of four bracket and end port configurations, as seen here:



P/N	REF P/N	DIA.	CAPACITY	LENGTH	END PORTS	END STYLE	MAIN PORT A	MAIN PORT B	MAIN PORT C	MAIN PORT D	MATERIAL
TSJ12208	-	12"	2850 in ³	29.5"	3/8"	3	3/4"	3/4"	3/4"	3/4"	Coated Steel
TSJ12210A	-	12"	2850 in ³	29.5"	3/8"	3	-	3/4"	-	3/4"	Aluminum
TSJ12211	-	12"	2850 in ³	29.5"	3/8"	2	3/4"	-	3/4"	3/4"	Coated Steel
TSJ1223	-	12"	2850 in ³	29.5"	3/8"	2	-	1/2"	-	-	Coated Steel
TSJ1229	461008	12"	2850 in ³	29.5"	3/8"	1	3/4"	-	3/4"	-	Coated Steel
TSJ1230	-	12"	2850 in ³	29.5"	1/2"	2	3/4"	-	3/4"	3/4"	Coated Steel
TSJ1231	461022	12"	2850 in ³	29.5"	3/8"	2	3/4"	-	3/4"	3/4"	Coated Steel
TSJ1235	-	12"	2850 in ³	29.5"	1/2"	2	-	3/4"	-	3/4"	Coated Steel
TSJ1239	-	12"	2850 in ³	29.5"	1/2"	1	3/4"	-	3/4"	3/4"	Coated Steel
TSJ1242	461035	12"	2850 in ³	29.5"	3/8"	2	-	3/4"	-	3/4"	Coated Steel
TSJ1242A	-	12"	2850 in ³	29.5"	3/8"	2	-	3/4"	-	3/4"	Aluminum
TSJ1243	-	12"	2850 in ³	29.5"	3/8"	4	-	1/2"	-	3/4"	Coated Steel
TSJ1247	-	12"	2850 in ³	29.5"	3/8"	4	1/2"	-	1/2"	1/2"	Coated Steel
TSJ1248	-	12"	2850 in ³	29.5"	3/8"	4	3/4"	3/4"	3/4"	3/4"	Coated Steel
TSJ1249	-	12"	2850 in ³	29.5"	3/8"	2	3/4"	-	3/4"	-	Coated Steel
TSJ1253	-	12"	2850 in ³	29.5"	3/8"	3	3/4"	-	3/4"	3/4"	Coated Steel
TSJ1254	-	12"	2850 in ³	29.5"	3/8"	4	3/4"	-	3/4"	3/4"	Coated Steel
TSJ1254A	-	12"	2850 in ³	29.5"	3/8"	4	3/4"	-	3/4"	3/4"	Aluminum
TSJ1255	-	12"	2850 in ³	29.5"	3/8"	4	1/2"	1/2"	1/2"	1/2"	Coated Steel
TSJ1270	-	12"	2850 in ³	29.5"	3/8"	4	-	3/4"	-	3/4"	Coated Steel
TSJ1273	-	12"	2850 in ³	29.5"	3/8"	3	-	1/2"	-	1/2"	Coated Steel
TSJ1273A	-	12"	2850 in ³	29.5"	3/8"	3	1/2"	-	-	1/2"	Aluminum
TSJ1274	-	12"	2850 in ³	29.5"	3/8"	3	3/4"	-	3/4"	1/2"	Coated Steel
TSJ1276	-	12"	2850 in ³	29.5"	3/8"	2	3/4"	-	3/4"	3/4"	Coated Steel
TSJ1277	-	12"	2850 in ³	29.5"	3/8"	2	3/4"	-	3/4"	1/2"	Coated Steel
TSJ1279	-	12"	2850 in ³	29.5"	3/8"	3	-	3/4"	-	3/4"	Coated Steel
TSJ1280	-	12"	2850 in ³	29.5"	3/8"	2	1/2"	-	1/2"	1/2"	Coated Steel
TSJ1284	-	12"	2850 in ³	29.5"	3/8"	2	3/4"	-	3/4"	3/4"	Coated Steel
TSJ1292	-	12"	2850 in ³	29.5"	1/2"	2	3/4"	-	3/4"	-	Coated Steel
TSJ1294	-	12"	2850 in ³	29.5"	3/8"	2	3/4"	3/4"	3/4"	3/4"	Coated Steel
TSJ1297	-	12"	2850 in ³	29.5"	1/2"	3	-	3/4"	-	3/4"	Coated Steel
TSJ1221	461036	12"	2717 in ³	31.5"	1/2"	4	-	1/2"	-	1/2"	Coated Steel
TSJ1269	-	12"	2850 in ³	32"	3/8"	1	-	1/2"	-	1/2"	Coated Steel
TSJ12111	-	12"	4400 in ³	43.38"	3/8"	2	3/4"	-	3/4"	-	Coated Steel