

THE MAXXCLAMP®


THE ONE-PIECE MAXXCLAMP IS AN INNOVATIVE WAY TO HANG YOUR AIR & ELECTRICAL LINES!




FEATURES & BENEFITS

- Self-adjusting, single-unit clamp has no loose parts which makes for easy installation
- Fast, efficient way to connect and disconnect hoses
- Three different clamping options to best hold your hoses
- One assembly with two halves that pivot for three different hose diameters with three different positions
- For 3/8", 1/2" hose, hydraulic hose, and wrapped lines
- No tools required for installation
- Carabiner included
- Patent pending


P/N	STYLE
451169	MAXXClamp for 3/8" Hose
451178	MAXXClamp for 1/2" Hose
451218	MAXXClamp for Hydraulic Hose & Wraps



THE MAXXCLAMP®



1



Hang Your Air & Electrical Lines in 3 Easy Steps:


1. **OPEN** the MAXXClamp to the set position.
2. **PLACE** your hoses into the open MAXXClamp.
3. **CLOSE** the MAXXClamp and add the carabiner. Then, simply hang from your spring!



2



3



Using the MAXXClamp
Makes it a Breeze to Hang
Your MAXXWrap 3-in-1!