

# FLEET ENGINEERS®

A TRAMEC COMPANY

## FULL LINE CATALOG



- ▄ SPRAY CONTROL PRODUCTS
- ▄ CARGO CONTROL PRODUCTS
- ▄ DOOR SYSTEMS & COMPONENTS
- ▄ PARTS & ACCESSORIES

HD.TRAMEC.COM



**FLEET ENGINEERS** has been designing and manufacturing products for the Heavy Duty vehicle industry for over 60 years. Fleet Engineers is part of the **TRAMEC, LLC** family along with Tramec Sloan and Penz Products.

We strive to provide quality products with great service at an exceptional value for our customers.

**THIS CATALOG** contains product lines from Tramec's **FLEET ENGINEERS** brand:

- /** Spray Control
- /** Cargo Control
- /** Door Systems
- /** Parts & Accessories

**ALSO AVAILABLE** from Tramec's other heavy duty brands:

- /** Air Brake Products
- /** Electrical Products
- /** Fittings & Fasteners
- /** Container Securement

**SEE EVERYTHING FROM YOUR TRUSTED HD BRANDS IN ONE PLACE: [HD.TRAMEC.COM](http://HD.TRAMEC.COM)**

## HOW TO ORDER:

**Owner, Operator, End User:** Our products are sold throughout the world. Please call our main office or email us to find a dealer near you.

**Dealers & Distributors:** Call, fax, or email your order to our Customer Service Team. We are available to help Monday - Friday, 8:00 a.m. - 4:30 p.m. EST.

Phone: 800.336.7778

Fax: 231.777.2720 (24 Hours)

Email: [customerservice@tramec.com](mailto:customerservice@tramec.com)

Business Address: 1800 E. Keating Avenue, Muskegon, MI 49442-6189 U.S.A.

## TERMS & CONDITIONS / WARRANTY INFORMATION:

Please visit our website at [hd.tramec.com/terms](http://hd.tramec.com/terms) for complete Terms and Warranty Information



---

The pictures in this catalog are representations of the parts; actual dimension and styles may vary.

Cross reference data and product specification contained within were compiled using available industry information, including that available from suppliers and published information.

While we have taken great care to publish accurate information, Tramec, LLC does not guarantee and cannot be responsible for the accuracy of such information, including cross-reference or interchange numbers, dimensions, fitness for a particular purpose or application, etc.

Tramec, LLC reserves the right to make corrections, correct publishing errors, change products offered, and make any other modifications to the information contained in this catalog, our websites, and any and all marketing literature used by our company, at any time without notice.

Dimensions and configurations subject to change without notice.

---





TRAMEC is built upon a deep history of U.S. manufacturing, product expertise, and great service to provide exceptional value to our customers & industries

Over the years, Tramec has grown through product innovation and a series of acquisitions that merged rich company histories. Today, Tramec is a family of companies providing a broad variety of components and assemblies for the commercial vehicle, heavy equipment, air handling, fluid control, automotive, and construction markets.

**U.S. MANUFACTURING EXPERTS WITH AN EXPANDING GLOBAL REACH**



Plastics manufacturing & mold making in Sri Lanka that utilizes German engineering standards, equipment, and quality systems.



Stocking & distributing one of the largest locknut inventories in the United States for over 70 years.



An American solutions provider and distributor of industrial automation products for world-class manufacturers since 1970.



Producing over 30 types of plastic hose and tubing in Australia for a wide array of markets and industries.



More than 60 years of U.S. manufacturing for the heavy duty truck and trailer market. Spray control products, door systems, cargo control, and much more.



Manufacturing premium air reservoirs for over 50 years and a core supplier to truck & trailer manufacturers in North America.



Providing custom U.S. manufacturing solutions with trailer & container securement products since 1956.



U.S. manufacturing of precision injection-molded components and custom solutions.



Manufacturing air brake and electrical products, brass fittings, and more in the USA for the heavy duty truck & trailer market for over 45 years.

# TABLE OF CONTENTS



## INTRODUCTION

About Tramec, LLC ..... 3

## SPRAY CONTROL ..... 6

Quarter Fenders ..... 8

Spray Master Poly Fenders.....18

Spray Master Refuse Fenders ..... 24

Spray Master Classic Metal Fenders .....26

Quick Pick Fender Mounts ..... 32

Fender Mount Application Guide..... 36

Fender Mount Replacements ..... 44

Fender Accessories ..... 59

Mud Flap Brackets..... 60

Mud Flaps.....77

Top Flaps ..... 80

Spray Suppression Skirting.....81

Adapters ..... 82

Mud Flap Accessories..... 83

Conspicuity ..... 85

## CARGO CONTROL..... 88

SL-30 Save-A-Load Cargo Bars ..... 90

SL-20 Save-A-Load Cargo Bars ..... 93

SL-10 Save-A-Load Cargo Bars ..... 94

Aluminum Hoops for Cargo Bars..... 95

Anti-Theft Racks ..... 96

XL Extension Tube ..... 96

Save-A-Load Replacement Parts .....97

SL-30/SL-20 Exploded View .....101

SL-10 Exploded View .....102

Corner Protectors.....103

Tie Down Rings .....104

Lashing Rings.....105

## DOOR SYSTEMS .....106

PrecisionTrak Door Systems..... 108

Replacement Panels for PrecisionTrak..... 114

ToughTrak Door Systems..... 116

Roll-Up Door Hinges ..... 120

Roll-Up Door Top Fixture Bracket..... 122

Roll-Up Door Bottom Fixture Bracket..... 122

Roller Mounts ..... 123

Rollers ..... 124

Roll-Up Door Locks & Latch Plates..... 125

Operator & Components..... 128

Lift Handles & Pull Straps ..... 134

Cables & Components ..... 135

Roll-Up Door Seals & Retainers..... 138

Swing Door Hinges ..... 143

Swing Door Hinge Pins ..... 154

Butt Hinge Assemblies / Weld-On..... 156

Door Handles & Hold-Backs ..... 158

Swing Door Seals..... 160

Door Bumpers & Corner Iron ..... 161

Lock Rods & Components ..... 162

Door Fastener Hardware..... 164

## PARTS & ACCESSORIES .....165

Landing Gear Components ..... 166

Vent Doors ..... 171

Document Holders..... 174

Dock Bumpers..... 175

Ramp Handles ..... 176



Repair Patches ..... 177

Service Decks..... 178

Tire Carriers ..... 180

## INDEX .....182

## APPENDIX.....190





# SPRAY CONTROL

## DELIVERING FUEL SAVINGS & ROAD SAFETY


Fleet Engineers excels in all things Spray Control. We do more than keep the water and dirt off your load or truck. From light to heavy-duty applications, our Spray Control products are designed to deliver fuel savings and road safety benefits with durability and efficiency. Our complete line of metal and poly fenders, mounting hardware, mudflaps, and accessories are your single source for spray control solutions.

We design and manufacture the vast majority of our spray control line in the USA at Fleet Engineers in Michigan. Have confidence knowing they're made with quality & durability in mind.



## IN THIS SECTION:

Quarter Fenders.....	8	Mud Flap Brackets.....	60
Spray Master Poly Fenders.....	18	Mud Flaps .....	77
Spray Master Refuse Fenders .....	24	Top Flaps .....	80
Spray Master Classic Metal Fenders.....	26	Spray Suppression Skirting.....	81
Quick Pick Fender Mounts.....	32	Adapters .....	82
Fender Mount Application Guide .....	36	Mud Flap Accessories.....	83
Fender Mount Replacements .....	44	Conspicuity .....	85
Fender Accessories .....	59	End Caps .....	86





# QUARTER FENDER SOLUTIONS

Fleet Engineers has been designing and perfecting quarter fenders for decades. Today, Fleet Engineers offers one of the most extensive quarter fender lines in the market. From advanced aerodynamic designs to basic cross-tube designs, Fleet Engineers is the leader in both metal and plastic quarter fenders.

- Radius Edges Reduce Road Spray and Enhance Aesthetics
- Aerodynamically Enhanced Versions for Optimal Performance
- Flattened Cross-Tube and Backing Plates Hold Up to Road Vibration with Secured Tightening
- Advanced Corrosion Resistance and Heavy Duty Performance with Stainless Steel Versions
- Standard and Low Mount Styles



■ **WATCH OUR VIDEO!**  
Compare the advantage of our Quarter Fenders. Visit our video page on our website to check it out!



## Discover the Style & Performance with Three Styles for Versatility & Optimal Spray Control.





## AeroSlipper™ AeroSlipper Aerodynamic Design

Designed with a short support tube for superior aerodynamic performance, the reinforced support tube minimizes drag and also reduces the amount of dirt and debris that collect against the crossbar. AeroSlipper is the Fleet Manager's choice for efficient operation and clean appearance.



ASP-25  
Black\* Poly



ASC-24  
Stainless 18  
Gauge Steel



22.5" / 24.5"  
Wheel Size



ASP-25

## XT-Series Cross-Tube Mount Series

Full length fender mount solution with configuration options in both standard and low mount. Uniquely designed with a flattened Cross-Tube and backing plate to ensure a snug and secure fit to reduce road vibration.



XTP-24 / XTPL-24  
Black\* Poly



XTC-24 / XTCL-24  
Stainless 18  
Gauge Steel



22.5" / 24.5"  
Wheel Size



XTC-24

## PM-Series Paddle Mount Series

Desired for their attractive appearance and optimized functionality. Fleet Engineer's Paddle Mounts have a full length cosmetically designed triangle cross bar with hidden mounting bolts to create a clean uncluttered appearance.



PMC-24 / PMCL-24  
Stainless 18  
Gauge Steel



22.5" / 24.5"  
Wheel Size



PMC-24

\* Custom poly colors available upon request

## DON'T FORGET YOUR MOUNTING HARDWARE

### QuickPicks Mounting Hardware


Every Fleet Engineers Quarter Fender has a complete set of compatible mounting hardware available, we call them "Quick Picks." Simply select Standard Side Mount Socket or Premium Cast Steel Post Mount Socket and get complete kits with every washer, nut, bolt and bar delivered to fit your fender, your vehicle.

**Standard**  
Side Mount Socket  
031-00234



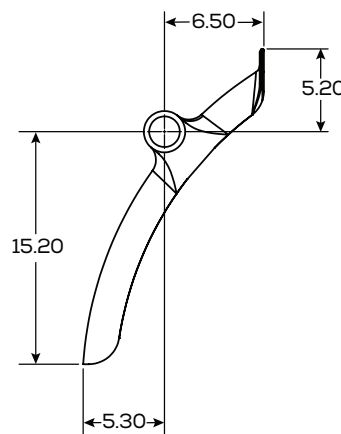
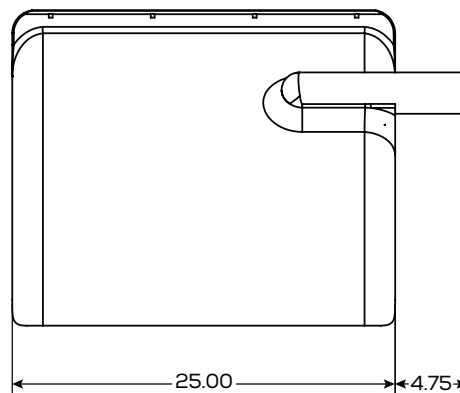
**Premium**  
Cast Steel Post  
Mount Socket  
031-00235

# QUARTER FENDERS




## AEROSLIPPER POLY ASP-25 SERIES QUARTER FENDERS

- Designed with a short support tube for superior aerodynamic performance
- Lighter weight than classic metal quarter fenders
- One piece injection molded design, includes v-rib channels on the underside to move water spray away from the tire and out of the path of drivers on the road
- Textured surface reduces the appearance of scratches & dings
- Unaffected by heat and cold – range of -40°F to 130°F (-40°C to 55°C)
- 24" x 24" for 22.5"/24.5" wheel size
- Fender packaged sets includes one right and one left fender assembly with hanger clamps and hardware
- Single Fenders do not include hanger clamp, top flap, or hardware
- Available with or without black top flaps and hardware. Other options sold separately
- Custom colors available upon request, minimum order quantity & one time set-up fee may apply

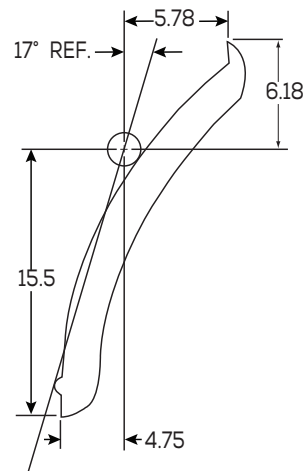
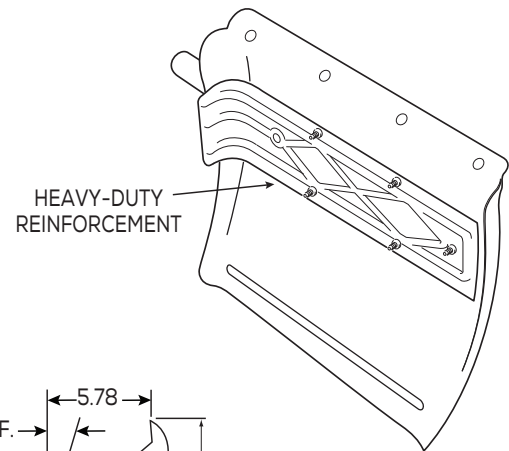


P/N	WEIGHT	DESCRIPTION	CONSTRUCTION	PACKAGE	PKG QTY.
031-00406	17.30 lbs	ASP-25	Black Poly	Packaged Set	1
031-00406-10	173 lbs	ASP-25, Skid of 10	Black Poly	Skid Pack	10
031-00924	18.50 lbs	ASP-25 with Top Flaps	Black Poly	Packaged Set	1
034-00731	7.00 lbs	ASP-25, Roadside	Black Poly	Single	1
034-00732	7.00 lbs	ASP-25, Curbside	Black Poly	Single	1



## AEROSLIPPER CLASSIC ASC-24 SERIES QUARTER FENDERS

- Designed with a short support tube for superior aerodynamic performance
- Attractive smooth, curved surface with radius side flanges
- Heavy-duty reinforcement plate supports fender from the underside – no brackets or braces to detract from the smooth appearance
- 24" x 24" for 22.5"/24.5" wheel size
- Fender packaged set includes one right and one left fender assembly with hanger clamps and hardware
- Single Fenders do not include hanger clamp, top flap, or hardware
- Available with or without Black top flaps and hardware. Other options sold separately
- Pre-assembled for speedy installation



P/N	WEIGHT	DESCRIPTION	CONSTRUCTION	PACKAGE	PKG QTY.
031-00402	33.20 lbs	ASC-24	Stainless 18 Gauge Steel	Packaged Set	1
031-00747	33.50 lbs	ASC-24 with Top Flaps	Stainless 18 Gauge Steel	Packaged Set	1
033-00855	13.91 lbs	ASC-24, Roadside	Stainless 18 Gauge Steel	Single	1
033-00856	13.91 lbs	ASC-24, Curbside	Stainless 18 Gauge Steel	Single	1

# QUARTER FENDERS



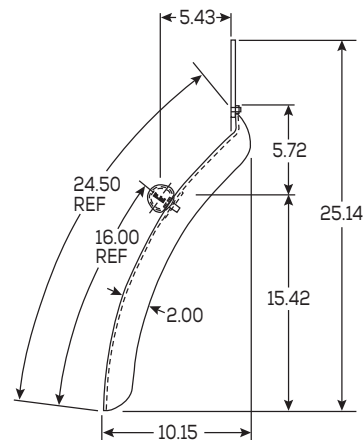
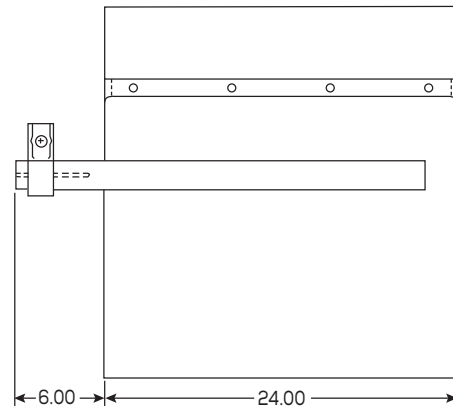
CURBSIDE




ROADSIDE

## CROSS-TUBE XTP-24 POLY SERIES QUARTER FENDERS

- Lighter weight than classic metal quarter fenders
- Injection molded design includes v-rib channels on the underside to move water spray away from the tire and out of the path of drivers on the road
- Textured surface reduces the appearance of scratches & dings
- Flattened tube design requires no cradle or braces where typically you see water, dirt and debris build up on other designs
- 24" x 24" for 22.5"/24.5" wheel size
- Fender packaged set includes one right and one left fender assembly with hanger clamps and hardware
- Single Fenders that are pre-assembled do not include hanger clamp, top flap, or hardware
- Available with or without black top flaps and hardware. Other options sold separately
- Pre-assembled for speedy installation or universal for left or right side installation
- Custom colors available upon request, minimum order quantity & one time set-up fee may apply



P/N	WEIGHT	DESCRIPTION	CONSTRUCTION	PACKAGE	PKG QTY.
031-01636	22.46 lbs	XTP-24 with Top Flaps	Black Poly	Packaged Set	1
031-01636-10	225 lbs	XTP-24 with Top Flaps, Skid of 10	Black Poly	Skid Pack	10
033-05302	14.2 lbs	XTP-24 Universal w/ Top Flap, Hanger Clamp	Black Poly	Single	1
033-05173	11.31 lbs	XTP-24, Curbside	Black Poly	Single	1
033-05174	11.31 lbs	XTP-24, Roadside	Black Poly	Single	1

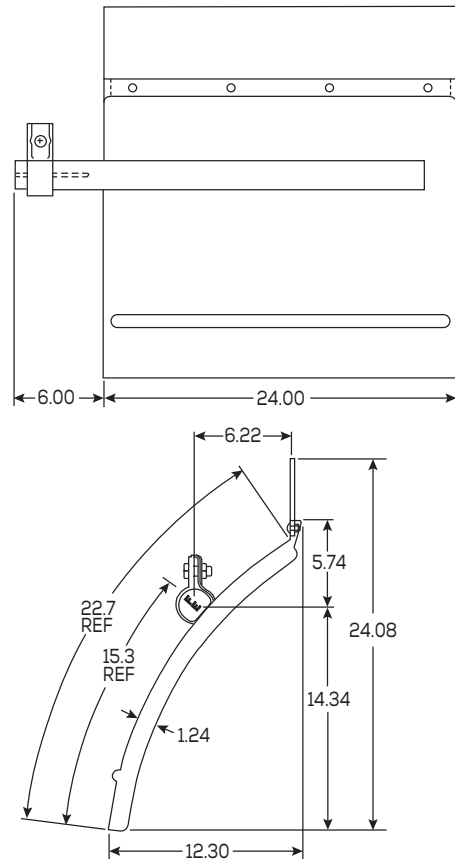


CURBSIDE

ROADSIDE

## CROSS-TUBE XTC-24 CLASSIC SERIES QUARTER FENDERS

- Flattened tube design requires no cradle or braces
- Hidden mounting bolts create clean, uncluttered appearance
- Reinforcement strap supports fender from the underside
- 24" x 24" for 22.5"/24.5" wheel size
- Fender packaged set includes one right and one left fender assembly with hanger clamps and hardware
- Single Fenders do not include hanger clamp, top flap, or hardware
- Available with or without black top flaps and hardware. Other options sold separately
- Pre-assembled for speedy installation



P/N	WEIGHT	DESCRIPTION	CONSTRUCTION	PACKAGE	PKG QTY.
031-01043	29.00 lbs	XTC-24	Stainless 18 Gauge Steel	Packaged Set	1
031-01070	31.40 lbs	XTC-24 with Top Flaps	Stainless 18 Gauge Steel	Packaged Set	1
033-00208	12.97 lbs	XTC-24, Roadside	Stainless 18 Gauge Steel	Single	1
033-00209	12.97 lbs	XTC-24, Curbside	Stainless 18 Gauge Steel	Single	1

# QUARTER FENDERS



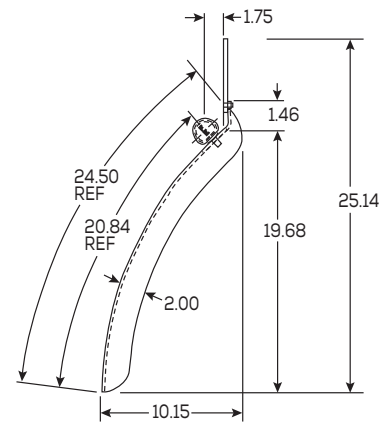
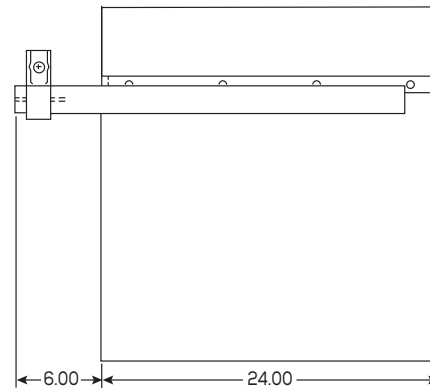
**CURBSIDE**



**ROADSIDE**


## CROSS-TUBE XTPL-24 POLY LOW MOUNT SERIES QUARTER FENDERS

- Low mount version for applications where additional overhead clearance is required
- Lighter weight than classic metal quarter fenders
- Injection molded design includes v-rib channels on the underside to move water spray away from the tire and out of the path of drivers on the road
- Textured surface reduces the appearance of scratches & dings
- Attractive curved surface with radius side flanges
- Unaffected by heat and cold – range of -40°F to 130°F (-40°C to 55°C)
- 24" x 24" for 22.5"/24.5" wheel size
- Fender packaged set includes one right and one left fender assembly with hanger clamps and hardware
- Single Fenders do not include hanger clamp, top flap, or hardware
- Available with or without black top flaps and hardware. Other options sold separately
- Custom colors available upon request.



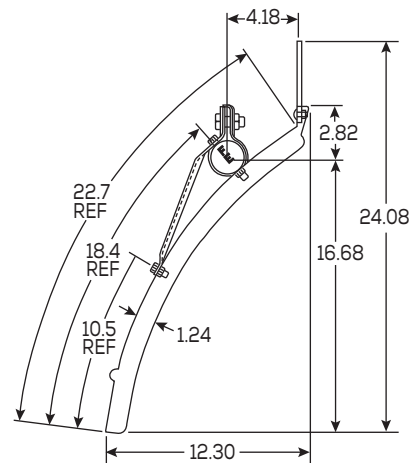
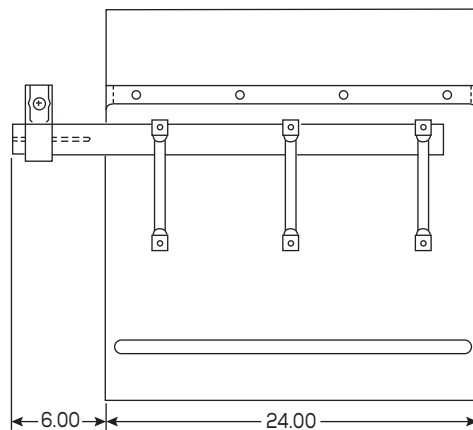
P/N	WEIGHT	DESCRIPTION	CONSTRUCTION	PACKAGE	PKG QTY.
031-01049	21.35 lbs	XTPL-24	Black Poly	Packaged Set	1
031-01637	23.75 lbs	XTPL-24 with Top Flaps	Black Poly	Packaged Set	1
033-05175	8.56 lbs	XTPL-24, Curbside	Black Poly	Single	1
033-05176	8.56 lbs	XTPL-24, Roadside	Black Poly	Single	1





## CROSS-TUBE XTCL-24 CLASSIC LOW MOUNT SERIES QUARTER FENDERS

- Low mount version for applications where additional overhead clearance is required
- 24" x 24" for 22.5"/24.5" wheel size
- Fender packaged set includes one right and one left fender assembly with hanger clamps and hardware
- Single Fenders do not include hanger clamp, top flap, or hardware
- Available with or without black top flaps and hardware. Other options sold separately
- Pre-assembled for speedy installation



P/N	WEIGHT	DESCRIPTION	CONSTRUCTION	PACKAGE	PKG QTY.
031-01047	27.33 lbs	XTCL-24	Stainless 18 Gauge Steel	Packaged Set	1
031-01074	29.73 lbs	XTCL-24 with Top Flaps	Stainless 18 Gauge Steel	Packaged Set	1
033-00214	14.27 lbs	XTCL-24, Roadside	Stainless 18 Gauge Steel	Single	1
033-00215	14.27 lbs	XTCL-24, Curbside	Stainless 18 Gauge Steel	Single	1

# QUARTER FENDERS



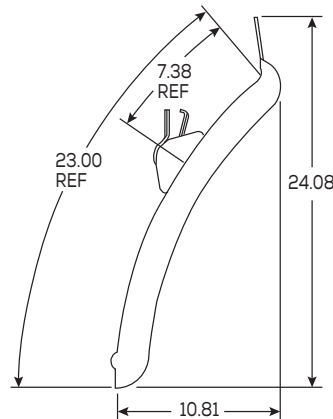
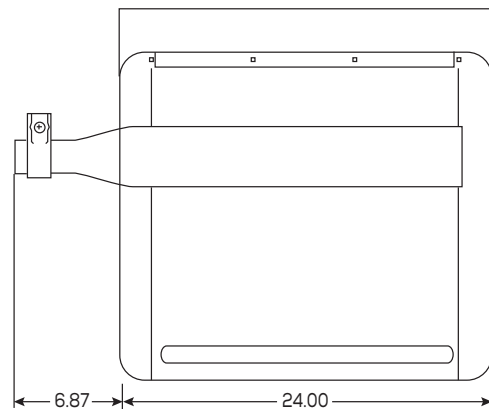
**CURBSIDE**



**ROADSIDE**

## PADDLE MOUNT PMC-24 CLASSIC SERIES QUARTER FENDERS

- Triangle tube design requires no cradle or braces
- Hidden mounting bolts create clean, uncluttered appearance
- 24" x 24" fender size
- Fender packaged set includes one right and one left fender assembly with hanger clamps and hardware
- Single Fenders do not include hanger clamp, top flap, or hardware
- Available with or without black top flaps and hardware. Other options sold separately
- Pre-assembled for speedy installation

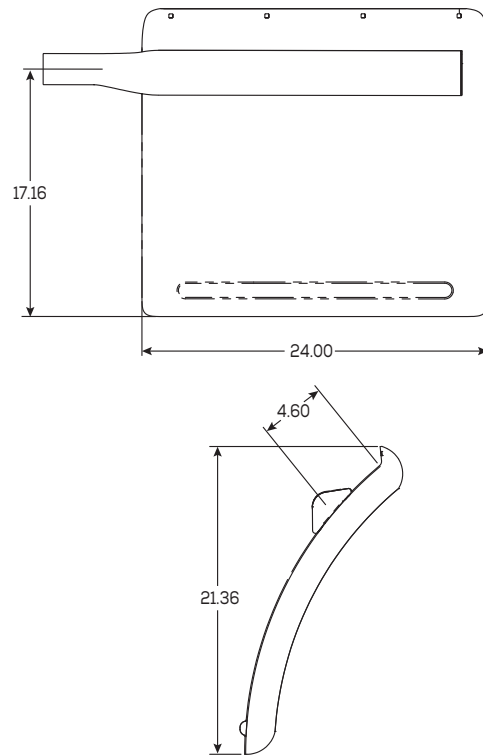


P/N	WEIGHT	DESCRIPTION	CONSTRUCTION	PACKAGE	PKG QTY.
031-00408	26.64 lbs	PMC-24	Stainless 18 Gauge Steel	Packaged Set	1
031-00419	29.04 lbs	PMC-24 with Top Flaps	Stainless 18 Gauge Steel	Packaged Set	1
033-05185	13.29 lbs	PMC-24, Roadside	Stainless 18 Gauge Steel	Single	1
033-05186	13.29 lbs	PMC-24, Curbside	Stainless 18 Gauge Steel	Single	1



## PADDLE MOUNT PMCL-24 CLASSIC LOW MOUNT SERIES QUARTER FENDERS

- Low mount version for applications where additional overhead clearance is required
- Triangle tube design requires no cradle or braces
- Hidden mounting bolts create clean, uncluttered appearance
- Standard 24" x 24" fender size for wheel size 22.5"/24.5"
- Fender packaged set includes one right and one left fender assembly with hanger clamps and hardware
- Single Fenders do not include hanger clamp, top flap, or hardware
- Available with or without black top flaps and hardware. Other options sold separately
- Pre-assembled for speedy installation



P/N	WEIGHT	DESCRIPTION	CONSTRUCTION	PACKAGE	PKG QTY.
031-00471	27.84 lbs	PMCL-24	Stainless 18 Gauge Steel	Packaged Set	1
031-00472	27.84 lbs	PMCL-24 with Top Flaps	Stainless 18 Gauge Steel	Packaged Set	1
033-05230	13.29 lbs	PMCL-24, Curbside	Stainless 18 Gauge Steel	Single	1
033-05231	13.29 lbs	PMCL-24, Roadside	Stainless 18 Gauge Steel	Single	1

## SPRAY MASTER POLY FENDERS

- ✓ Injection molded polymers optimize strength-to-weight ratios and exhibit extraordinary durability
- ✓ Structural underside ribs and side valances provide superior spray suppression achievable through our injection molding process
- ✓ Advanced mounting systems and accessories
- ✓ Limited Lifetime Warranty



Standard poly colors for **ALL** fender types and are ready to ship with a standard lead time.



Poly colors for limited fender types and are ready to ship with a standard lead time.

ADDITIONAL CUSTOM COLORS AVAILABLE UPON REQUEST WITH MINIMUM PURCHASE



When you choose a Spray Master Poly Fender you have two mount support options!

- ✓ Use SlideTrax Fender Mounts for rapid, mistake-proof alignment. Simply slide a clamp into the desired mount location within the notched channel and lock into place with a firm push – **DRILL-FREE INSTALLATION!**
- ✓ Our Stationary Mount Supports attach using a set of four bolts, nuts and washers for a snug, secure fit – **INSTALL EXACTLY WHERE YOU NEED!**

Patent [www.tramec.com/patents](http://www.tramec.com/patents)



**FULL ROUND**



**SINGLE RADIUS**



**DOUBLE RADIUS**



# FULL ROUND FENDERS

- Fender pair includes two fenders, support kits, and necessary support-to-fender and support-to bracket stainless steel mounting hardware (nuts, bolts, washers, and allen head set screws)
- Support packaged sets not assembled to fenders
- Single Fenders do not include supports, clamps or hardware
- Standard colors include: Black, Silver/Gray, White\*, Red, Navy Blue\*
- Custom colors are available upon request, minimum order quantity and one time set-up fee may be required
- See Appendix for Tire Compatibility Chart
- Flap weights are NOT recommended and may void the warranty
- Painting is NOT recommended and may void the warranty. If painting is desired, a Flex Agent MUST be added to the paint.



\* May not apply to all models

## STATIONARY MOUNT SUPPORTS

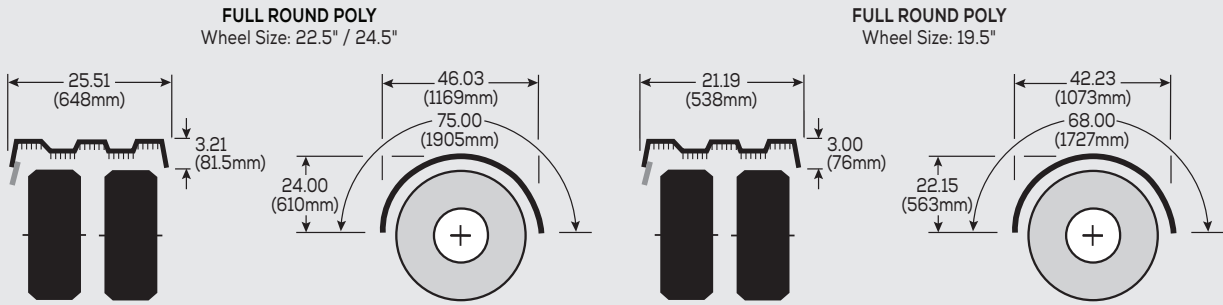


- Two-piece, injection-molded mount support packaged separately from the fender
- Maximizes installation accuracy by allowing the installer to mount them in the **exact location** required
- Supports attach using a set of four bolts, nuts and washers for a **snug and secure fit**
- The bottom portion of the two-piece support fits within the molded ribs on the underside of the fender and **acts like a safeguard** to prevent the bolts pulling through the fender
- Top mounted piece** accepts the tube that attaches to the frame rail
- Patent [www.tramec.com/patents](http://www.tramec.com/patents)

## FULL ROUND POLY FENDERS W/ STATIONARY MOUNTS

P/N	WEIGHT	DESCRIPTION	FINISH	WHEEL SIZE
031-01520	35.04 lbs	FR-22, Pair	Black	22.5"/24.5"
031-01521	33.80 lbs	FR-22, Pair	Silver/Grey	22.5"/24.5"
031-01524	33.80 lbs	FR-22, Pair	White	22.5"/24.5"
031-01529	33.80 lbs	FR-22, Pair	Red	22.5"/24.5"
031-01528	33.80 lbs	FR-22, Pair	Navy Blue	22.5"/24.5"
034-01520	13.72 lbs	FR-22, Single	Black	22.5"/24.5"
034-01521	13.72 lbs	FR-22, Single	Silver/Grey	22.5"/24.5"
034-01524	13.72 lbs	FR-22, Single	White	22.5"/24.5"
034-01529	13.72 lbs	FR-22, Single	Red	22.5"/24.5"
034-01528	13.72 lbs	FR-22, Single	Navy Blue	22.5"/24.5"





## **SlideTrax™** MOUNT SUPPORTS

- ✓ Faster, drill-free installation** – save money on installation and get on the road faster
- ✓ High impact composite clamps** adjust along a notched channel on both sides of the fender
- ✓ Adjustable Mounting Channel for simple, mistake-proof alignment** – simply slide the clamp into the desired mount location within the channel and lock it in place with a firm push
- ✓ Patent [www.tramec.com/patents](http://www.tramec.com/patents)**

### FULL ROUND POLY FENDERS W/ SLIDETRAX MOUNTS

P/N	WEIGHT	DESCRIPTION	MOUNTS	FINISH	WHEEL SIZE
031-01539	28.18 lbs	FRX-19, Pair	SlideTrax	Black	19.5"
031-01540	25.30 lbs	FRX-19, Pair	SlideTrax	Silver/Grey	19.5"
031-01548	25.30 lbs	FRX-19, Pair	SlideTrax	Red	19.5"
031-01700	31.24 lbs	FRX-22, Pair	SlideTrax	Black	22.5"/24.5"
031-01701	31.24 lbs	FRX-22, Pair	SlideTrax	Silver/Grey	22.5"/24.5"
031-01703	31.24 lbs	FRX-22, Pair	SlideTrax	Red	22.5"/24.5"
034-02130	10.82 lbs	FRX-19, Single	SlideTrax	Black	19.5"
034-02131	10.82 lbs	FRX-19, Single	SlideTrax	Silver/Grey	19.5"
034-02139	10.82 lbs	FRX-19, Single	SlideTrax	Red	19.5"
034-02464	13.72 lbs	FRX-22, Single	SlideTrax	Black	22.5"/24.5"
034-02465	13.72 lbs	FRX-22, Single	SlideTrax	Silver/Grey	22.5"/24.5"
034-02467	13.72 lbs	FRX-22, Single	SlideTrax	Red	22.5"/24.5"

# SINGLE RADIUS POLY FENDERS

- Fender pair includes two fenders, support kits, and necessary support-to-fender and support-to-bracket stainless steel mounting hardware (nuts, bolts, washers, and allen head set screws)
- Support packaged sets not assembled to fenders
- Single Fenders do not include supports, clamps or hardware
- Standard colors include: Black, Silver/Gray, White\*, Red
- Custom colors are available upon request, minimum order quantity and one time set-up fee may be required
- See Appendix for Tire Compatibility Chart
- Flap weights are NOT recommended and may void the warranty
- Painting is NOT recommended and may void the warranty. If painting is desired, a Flex Agent MUST be added to the paint.




\* May not apply to all models

## **SlideTrax™** THE QUICKEST, MOST EFFICIENT FENDER MOUNTING

SlideTrax Clamp Channel covers the radius of the fenders for quick installation with no drilling – up to 10X faster depending on the fender model!

- 1 – Easily slide the clamp along the notched channel to desired mount location
- 2 – Lock into teeth with a firm push
- 3 – Insert t-nut, slide fender onto post and tighten set screw



Patent [www.tramec.com/patents](http://www.tramec.com/patents)

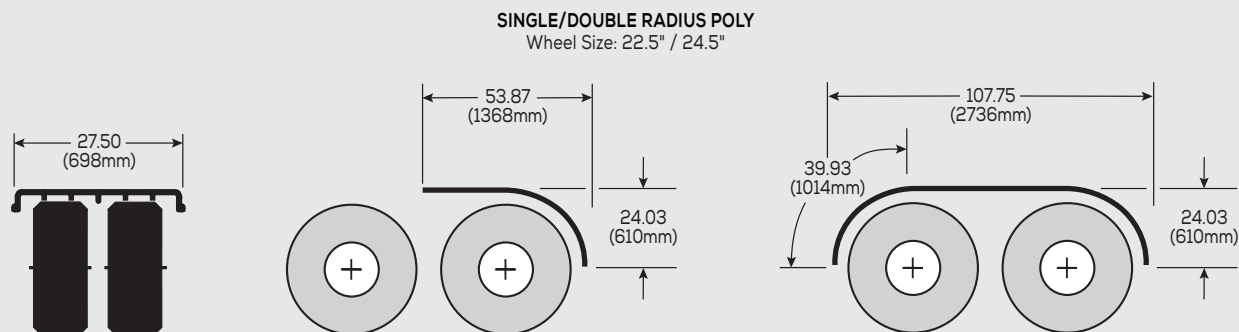
### SINGLE RADIUS



### DOUBLE RADIUS



# DOUBLE RADIUS POLY FENDERS



## SINGLE RADIUS POLY FENDERS W/ STATIONARY MOUNTS

P/N	WEIGHT	DESCRIPTION	MOUNTS	FINISH	WHEEL SIZE
031-01646	31.60 lbs	SR-22, Pair	Stationary	Black	22.5"/24.5"
031-01647	31.60 lbs	SR-22, Pair	Stationary	Red	22.5"/24.5"
031-01649	31.60 lbs	SR-22, Pair	Stationary	Silver/Grey	22.5"/24.5"
034-02198	14.00 lbs	SR-22, Single	Stationary	Black	22.5"/24.5"
034-02199	14.00 lbs	SR-22, Single	Stationary	Red	22.5"/24.5"
034-02201	14.00 lbs	SR-22, Single	Stationary	Silver/Grey	22.5"/24.5"

## SINGLE RADIUS POLY FENDERS W/ SLIDETRAX MOUNTS

P/N	WEIGHT	DESCRIPTION	MOUNTS	FINISH	WHEEL SIZE
031-01639	30.00 lbs	SRX-22, Pair	SlideTrax	Black	22.5"/24.5"
031-01640	30.00 lbs	SRX-22, Pair	SlideTrax	Red	22.5"/24.5"
031-01642	30.00 lbs	SRX-22, Pair	SlideTrax	Silver/Grey	22.5"/24.5"
034-02190	14.40 lbs	SRX-22, Roadside, Single	SlideTrax	Black	22.5"/24.5"
034-02191	14.40 lbs	SRX-22, Roadside, Single	SlideTrax	Red	22.5"/24.5"
034-02193	14.40 lbs	SRX-22, Roadside, Single	SlideTrax	Silver/Grey	22.5"/24.5"
034-02194	14.40 lbs	SRX-22, Curbside, Single	SlideTrax	Black	22.5"/24.5"
034-02195	14.40 lbs	SRX-22, Curbside, Single	SlideTrax	Red	22.5"/24.5"
034-02197	14.40 lbs	SRX-22, Curbside, Single	SlideTrax	Silver/Grey	22.5"/24.5"

## DOUBLE RADIUS POLY FENDERS W/ STATIONARY MOUNTS

P/N	WEIGHT	DESCRIPTION	MOUNTS	FINISH	WHEEL SIZE
031-01740	63.10 lbs	DR-22, Pair	Stationary	Black	22.5"/24.5"
031-01741	63.10 lbs	DR-22, Pair	Stationary	Red	22.5"/24.5"
031-01743	63.10 lbs	DR-22, Pair	Stationary	Silver/Grey	22.5"/24.5"

## DOUBLE RADIUS POLY FENDERS W/ SLIDETRAX MOUNTS

P/N	WEIGHT	DESCRIPTION	MOUNTS	FINISH	WHEEL SIZE
031-01744	60.00 lbs	DRX-22, Pair	SlideTrax	Black	22.5"/24.5"
031-01745	60.00 lbs	DRX-22, Pair	SlideTrax	Red	22.5"/24.5"
031-01747	60.00 lbs	DRX-22, Pair	SlideTrax	Silver/Grey	22.5"/24.5"

## SPRAY MASTER REFUSE FENDERS

- ✓ Built tough for the Waste Management Industry
- ✓ Superior spray control keeping rain and debris off equipment
- ✓ Built to withstand the harshest road conditions, including extremely cold weather
- ✓ Made of long-lasting High Molecular Weight Polyethylene that is abrasion and UV resistant
- ✓ Textured for superior aesthetics and to resist various types of damage such as scratches, gouges, wear, and other cosmetic flaws
- ✓ Lightweight, rust-free material increases cargo capacity, improving load-to-run efficiency
- ✓ Limited Lifetime Warranty



Order two pieces to form a **FULL TANDEM FENDER**.  
Sold in singles for easy replacement if damage occurs to only one side



P/N	WEIGHT	DESCRIPTION	FINISH	WHEEL SIZE
034-03100	12.50 lbs	ROF-22 Refuse Fender, Single	Black	22.5"/24.5"

Order two pieces to form a full tandem fender for easy replacement if damage occurs to only one side

# SPRAY MASTER FENDERS



Built tough for the waste management industry with superior spray control!

**BK**

*Standard colors are ready to ship with a standard lead time.*

ADDITIONAL CUSTOM COLORS AVAILABLE UPON REQUEST



## SPRAY MASTER CLASSIC FENDERS

- ✓ Superior Protection Against Corrosion
- ✓ Rolled Edges for Added Rigidity
- ✓ Radius Ends to Reduce Cracking
- ✓ Multiple Metal Finishes for Signature Styles



Three metal finishes for your desired look:  
Galvanized 18 Gauge Steel, 16 Gauge  
Aluminum or Stainless 18 Gauge Steel





## Performance & Styling with Timeless Appeal!

Unquestionably, the top priorities in the trucking industry are performance and safety, and for over 60 years, we have met those priorities with the most reliable truck components on the market.

However, in an industry grounded in tradition and pride of ownership, customers are also on the lookout for options that differentiate them from competitors. Our Classic Metal fenders help truck owners and operators establish a signature style, offering unique designs and multiple specification options to reflect individual preferences.



**FULL ROUND**



**SINGLE RADIUS**



**DOUBLE RADIUS**

# CLASSIC METAL FENDERS

## CLASSIC METAL FENDERS

- Fender pair includes two fenders
- Superior protection against corrosion
- Rolled edges for added rigidity
- Radius ends to reduce cracking
- Multiple metal finishes for signature styles
- See appendix for tire compatibility chart

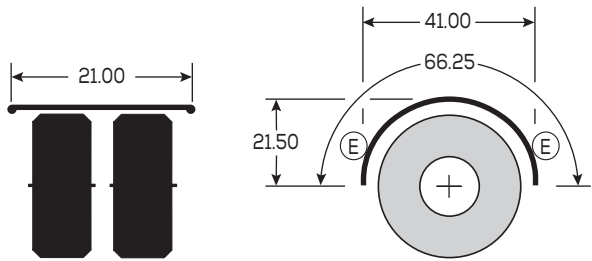
## RIBBED SKIN



SMOOTH SKIN

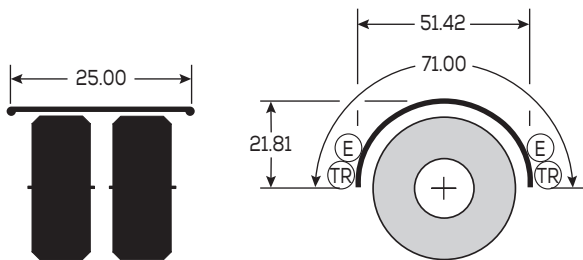


FULL ROUND CLASSIC METAL FENDER - SMOOTH SKIN  
Wheel Size: 19.5"



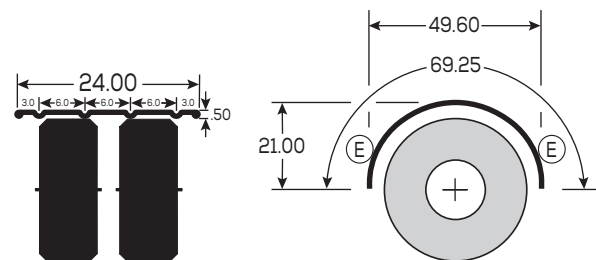
Ⓔ = recommended mount locations

FULL ROUND CLASSIC METAL FENDER - SMOOTH SKIN  
Wheel Size: 22.5" / 24.5"



Ⓔ Ⓓ = recommended mount locations

FULL ROUND CLASSIC METAL FENDER - RIBBED SKIN  
Wheel Size: 22.5" / 24.5"



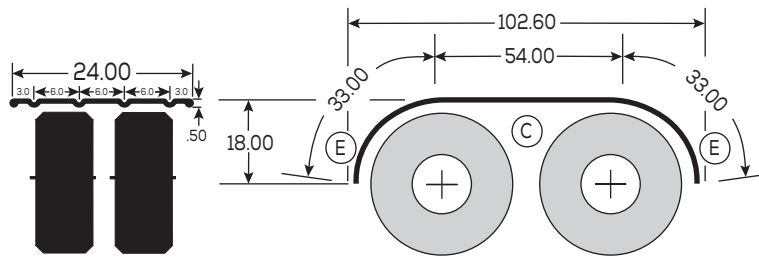
Ⓔ = recommended mount locations

## FULL ROUND CLASSIC METAL FENDERS

P/N	WEIGHT	DESCRIPTION	FINISH	WHEEL SIZE
034-02212	42.00 lbs	FRC-19, Pair	Smooth, Stainless 18 Gauge Steel	19.5"
034-02241	65.76 lbs	FRC-22, Pair	Smooth, 16 Gauge Stainless Steel	22.5"/24.5"
034-01324	47.62 lbs	FRC-22, Pair	Ribbed, Stainless 18 Gauge Steel	22.5"/24.5"
034-01325	23.40 lbs	FRC-22, Pair	Ribbed, 16 Gauge Aluminum	22.5"/24.5"
034-01327	45.70 lbs	FRC-22, Pair	Ribbed, 18 Gauge Galvanized Steel	22.5"/24.5"
034-02213	21.00 lbs	FRC-19, Single	Smooth, Stainless 18 Gauge Steel	19.5"
034-01356	23.81 lbs	FRC-22, Single	Ribbed, Stainless 18 Gauge Steel	22.5"/24.5"
034-01357	11.70 lbs	FRC-22, Single	Ribbed, 16 Gauge Aluminum	22.5"/24.5"
034-01359	22.85 lbs	FRC-22, Single	Ribbed, 18 Gauge Galvanized Steel	22.5"/24.5"
034-02221	32.88 lbs	FRC-22, Single	Smooth, 16 Gauge Stainless Steel	22.5"/24.5"

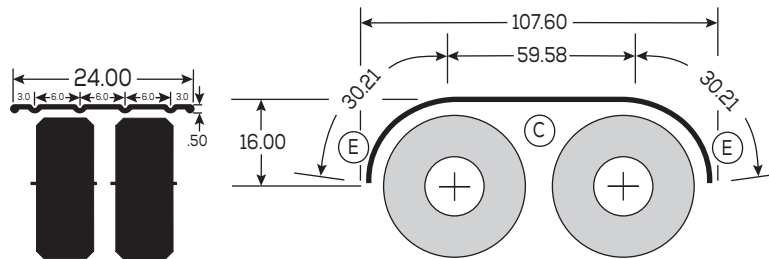
## DOUBLE RADIUS CLASSIC METAL FENDERS

- Fender pair includes two fenders
- Superior protection against corrosion
- Rolled edges for added rigidity
- Radius ends to reduce cracking
- Multiple metal finishes for signature styles
- See appendix for tire compatibility chart



(C)(E) = recommended mount locations

P/N	WEIGHT	DESCRIPTION	FINISH	WHEEL SIZE
034-01312	89.14 lbs	DRC-22, Pair, 103"	Ribbed, Stainless 18 Gauge Steel	22.5"/24.5"
034-01313	43.60 lbs	DRC-22, Pair, 103"	Ribbed, 16 Gauge Aluminum	22.5"/24.5"
034-01315	85.56 lbs	DRC-22, Pair, 103"	Ribbed, 18 Gauge Galvanized Steel	22.5"/24.5"
034-01366	44.57 lbs	DRC-22, Single, 103"	Ribbed, Stainless 18 Gauge Steel	22.5"/24.5"
034-01367	21.80 lbs	DRC-22, Single, 103"	Ribbed, 16 Gauge Aluminum	22.5"/24.5"
034-01369	42.78 lbs	DRC-22, Single, 103"	Ribbed, 18 Gauge Galvanized Steel	22.5"/24.5"



(C)(E) = recommended mount locations


P/N	WEIGHT	DESCRIPTION	FINISH	WHEEL SIZE
034-01493	94.24 lbs	DRC-22, Pair, 108"	Ribbed, Stainless 18 Gauge Steel	22.5"/24.5"
034-01494	40.72 lbs	DRC-22, Pair, 108"	Ribbed, 16 Gauge Aluminum	22.5"/24.5"
034-01496	89.74 lbs	DRC-22, Pair, 108"	Ribbed, 18 Gauge Galvanized Steel	22.5"/24.5"
034-01453	47.12 lbs	DRC-22, Single, 108"	Ribbed, Stainless 18 Gauge Steel	22.5"/24.5"
034-01454	20.36 lbs	DRC-22, Single, 108"	Ribbed, 16 Gauge Aluminum	22.5"/24.5"
034-01456	44.87 lbs	DRC-22, 108"	Ribbed, 18 Gauge Galvanized Steel	22.5"/24.5"

# CLASSIC METAL FENDERS

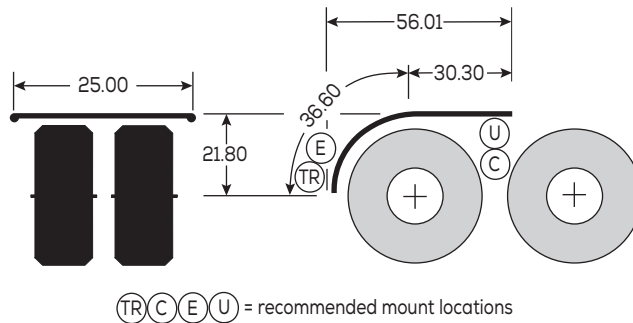
## SINGLE RADIUS CLASSIC METAL FENDERS

- Fender pair includes two fenders
- Superior protection against corrosion
- Rolled edges for added rigidity
- Radius ends to reduce cracking
- Multiple metal finishes for signature styles
- See appendix for tire compatibility chart

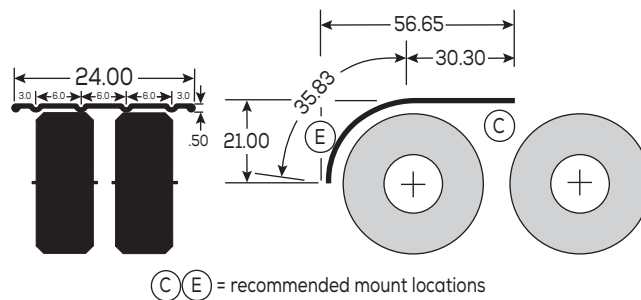
**SMOOTH SKIN**



**RIBBED SKIN**




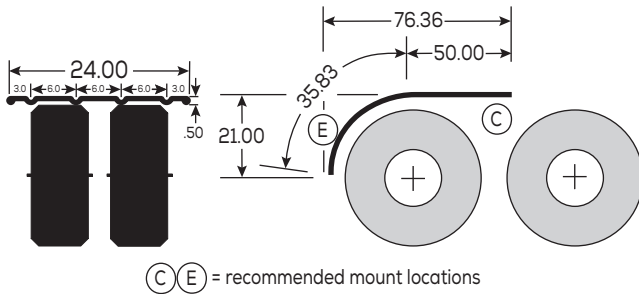
P/N	WEIGHT	DESCRIPTION	FINISH	WHEEL SIZE
034-02240	62.50 lbs	SRC-22, Pair, 56"	Smooth, Stainless 16 Gauge Steel	22.5"/24.5"
034-02220	31.25 lbs	SRC-22, Single, 56"	Smooth, Stainless 16 Gauge Steel	22.5"/24.5"



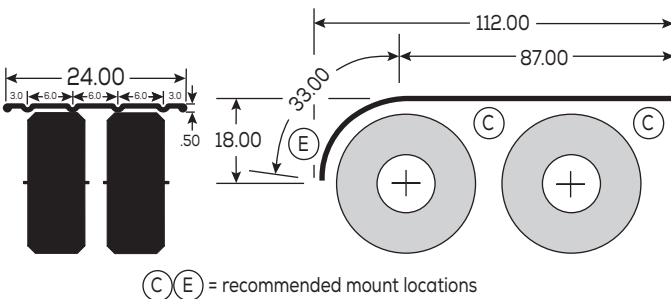
P/N	WEIGHT	DESCRIPTION	FINISH	WHEEL SIZE
034-01320	47.62 lbs	SRC-22, Pair, 57"	Ribbed, Stainless 18 Gauge Steel	22.5"/24.5"
034-01321	20.74 lbs	SRC-22, Pair, 57"	Ribbed, 16 Gauge Aluminum	22.5"/24.5"
034-01323	45.70 lbs	SRC-22, Pair, 57"	Ribbed, 18 Gauge Galvanized Steel	22.5"/24.5"
034-01352	23.81 lbs	SRC-22, Single, 57"	Ribbed, Stainless 18 Gauge Steel	22.5"/24.5"
034-01353	10.37 lbs	SRC-22, Single, 57"	Ribbed, 16 Gauge Aluminum	22.5"/24.5"
034-01355	22.85 lbs	SRC-22, Single, 57"	Ribbed, 18 Gauge Galvanized Steel	22.5"/24.5"



# CLASSIC METAL FENDERS


















P/N	WEIGHT	DESCRIPTION	FINISH	WHEEL SIZE
034-01497	63.68 lbs	SRC-22, Pair, 77"	Ribbed, Stainless 18 Gauge Steel	22.5"/24.5"
034-01498	27.14 lbs	SRC-22, Pair, 77"	Ribbed, 16 Gauge Aluminum	22.5"/24.5"
034-01500	57.50 lbs	SRC-22, Pair, 77"	Ribbed, 18 Gauge Galvanized Steel	22.5"/24.5"
034-01472	31.84 lbs	SRC-22, Single, 77"	Ribbed, Stainless 18 Gauge Steel	22.5"/24.5"
034-01473	13.57 lbs	SRC-22, Single, 77"	Ribbed, 16 Gauge Aluminum	22.5"/24.5"
034-01475	29.92 lbs	SRC-22, Single, 77"	Ribbed, 18 Gauge Galvanized Steel	22.5"/24.5"



P/N	WEIGHT	DESCRIPTION	FINISH	WHEEL SIZE
034-01316	90.00 lbs	SRC-22 Single Radius Fender, Pair, 112"	Ribbed, Stainless 18 Gauge Steel	22.5"/24.5"
034-01317	39.24 lbs	SRC-22 Single Radius Fender, Pair, 112"	Ribbed, 16 Gauge Aluminum	22.5"/24.5"
034-01319	85.56 lbs	SRC-22 Single Radius Fender, Pair, 112"	Ribbed, 18 Gauge Galvanized Steel	22.5"/24.5"
034-01362	44.57 lbs	SRC-22 Single Radius Fender, Single, 112"	Ribbed, Stainless 18 Gauge Steel	22.5"/24.5"
034-01363	19.62 lbs	SRC-22 Single Radius Fender, Single, 112"	Ribbed, 16 Gauge Aluminum	22.5"/24.5"
034-01365	42.78 lbs	SRC-22 Single Radius Fender, Single, 112"	Ribbed, 18 Gauge Galvanized Steel	22.5"/24.5"

## THE RIGHT FENDER BRACKETS WITH **ZERO GUESSWORK**














FENDER MODEL	ECONOMY QUICK PICK	STANDARD QUICK PICK	PREMIUM QUICK PICK
 <p><b>ALL QUARTER FENDERS</b> (ANY STYLE OF FINISH)</p>	-	 <p>031-00234 Side Mount Sockets in Black E-Coat</p>	 <p>031-00235 Post Mount Sockets in Black E-Coat</p>
 <p><b>FR-22 FENDERS</b> (ANY COLOR)</p>	 <p>031-02000 Post Style Round End Mounts in Black E-Coat</p>	 <p>031-02011 Offset Mounts in Black E-Coat</p>	 <p>031-02013 Offset Mounts in Stainless Steel</p>
 <p><b>FRX-22 FENDERS</b> (ANY COLOR)</p>	 <p>031-02019 Post Style End Mounts in Black E-Coat</p>	 <p>031-02028 Post Style Round End Mounts in Black E-Coat with PivotBar Adapters</p>	 <p>031-02029 Post Style Round End Mounts in Stainless Steel with PivotBar Adapters</p>
 <p><b>FRX-19 FENDERS</b> (ANY COLOR)</p>	 <p>031-02014 Master Mounts in Black E-Coat</p>	 <p>031-02026 Master Multi-Mounts in Black E-Coat</p>	 <p>031-02006 Master Multi-Mounts in Stainless Steel</p>











# QUICK PICK FENDER MOUNTS

## QUICK PICK MOUNTING HARDWARE FOR FENDERS

Take the guesswork out of choosing the right fender mounts! Quick Pick kits are available for every fender set in our product line. With Quick Picks, you simply choose between Economy, Standard, and Premium mounting kits. Every specific washer, nut, bolt, and tube for your fender comes complete and delivered in one box.

FENDER MODEL	ECONOMY QUICK PICK	STANDARD QUICK PICK	PREMIUM QUICK PICK
 <p><b>FRC-19 FENDERS</b></p>	-	-	 <p>031-02043 Post Style End Mounts in Stainless Steel Finish</p>
 <p><b>FRC-22 FENDERS</b></p>	 <p>031-02004 Post Style End Mounts in Stainless Steel Finish</p>	 <p>031-02042 X-Flex Straight End Mounts in Stainless Steel</p>	 <p>031-02020 X-Flex Multi-Mount End Mounts in Stainless Steel</p>
 <p><b>SR-22 FENDERS (ANY COLOR)</b></p>	 <p>031-02015 Master Center Multi-Mount with Post Style Round End Mount in Black E-Coat</p>	 <p>031-02016 Center Master Multi-Mount with Offset Mount in Black E-Coat</p>	 <p>031-02051 Center Master Multi-Mount in Black E-Coat with Stainless Offset Mount</p>
 <p><b>SRX-22 FENDERS (ANY COLOR)</b></p>	 <p>031-02045 Master End Mount with Center Multi-Mount in Black E-Coat</p>	-	 <p>031-02046 Master Center and End Multi-Mount in Black E-Coat</p>












# THE RIGHT FENDER BRACKETS WITH **ZERO GUESSWORK**

FENDER MODEL	ECONOMY QUICK PICK	STANDARD QUICK PICK	PREMIUM QUICK PICK
 <p><b>SRC-22/57 and SRC-22/77 FENDERS</b> (ANY FINISH)</p>	 <p>031-02005</p> <p>Post Style Center Mount in Black E-Coat and Stainless Post Style Ends Mount</p>	 <p>031-02023</p> <p>Post Style Center Mount and Triangle End Mount in Stainless with Post Mount Socket</p>	 <p>031-02041</p> <p>X-Flex Multi-Mount Center Mount in Black E-Coat and X-Flex Multi-Mount End Mount in Stainless Steel</p>
 <p><b>SRC-22/112 FENDERS</b> (ANY FINISH)</p>	 <p>031-02025</p> <p>Post Style Center Mount in Black E-Coat and Stainless Post Style Ends Mount</p>	 <p>031-02024</p> <p>Post Style Center Mount and Triangle End Mount with Post Mount Socket</p>	 <p>031-02040</p> <p>X-Flex Multi-Mount Center Mount in Black E-Coat and X-Flex Multi-Mount End Mount in Stainless</p>

# QUICK PICK FENDER MOUNTS

## QUICK PICK MOUNTING HARDWARE FOR FENDERS

Take the guesswork out of choosing the right fender mounts! Quick Pick kits are available for every fender set in our product line. With Quick Picks, you simply choose between Economy, Standard, and Premium mounting kits. Every specific washer, nut, bolt, and tube for your fender comes complete and delivered in one box.

FENDER MODEL	ECONOMY QUICK PICK	STANDARD QUICK PICK	PREMIUM QUICK PICK
 <p><b>DR-22 FENDERS</b> (ANY COLOR)</p>	 <p>031-02044 Center Multi-Mount with Post Style Round End Mount in Black E-Coat</p>	 <p>031-02008 Center Multi-Mount with Black E-Coat Offset Mount</p>	 <p>031-02055 Center Multi-Mount with Stainless Offset Mount</p>
 <p><b>DRX-22 FENDERS</b> (ANY COLOR)</p>	 <p>031-02007 Master Center Multi-Mount and Master End Mount in Black E-Coat</p>	-	 <p>031-02047 Master Center Multi-Mount and End Multi-Mount in Black E-Coat</p>
 <p><b>DRC-22 FENDERS</b> (ANY FINISH)</p>	 <p>031-02038 Post Style Center Mount and Stainless Post Style Ends Mount</p>	 <p>031-02027 Post Style Center Mount and Triangle End Mount with Post Mount Socket</p>	 <p>031-02009 X-Flex Multi-Mount Center Mount in Black E-Coat and X-Flex Multi-Mount End Mount in Stainless Steel</p>

## FENDER MOUNT APPLICATION GUIDE

This application guide is intended to be a general guide. Because of the large number of possible mounting configurations, the installer is responsible for the ultimate installation design. Any modifications to the product are at the discretion, responsibility, and risk of the installer. These kits may not fit all truck models or types of suspensions. Check the truck manufacturer for suspension movement specifications.

Most fender mounts shown below are available in multiple finishes and sizes. Please see specific product information and part number details in the pages following this application guide.



### FENDER MOUNT & DESIGN USE



#### **X-FLEX MULTI-MOUNT WITH VIBROWEDGE**

For Classic Metal Fenders and designed for mounting on top of the fender. Will work on most fenders from a variety of manufacturers. Allows for adjustable offset range of 2.25" to 5.75"




#### **X-FLEX STRAIGHT MOUNT WITH VIBROWEDGE**

For Classic Metal Fenders and designed for mounting on top of the fender. Will work on most fenders from a variety of manufacturers.



#### **X-FLEX PIVOTBAR MOUNT WITH VIBROWEDGE**

For Classic Metal Fenders and designed for mounting on top of the fender. Will work on most fenders from a variety of manufacturers. PivotBar provides an offset of 4.00" and rotates 360°.



#### **X-FLEX MULTI-MOUNT WITH ISO-BLOX**

For Classic Metal Fenders and designed for mounting under the fender. Will work on most fenders from a variety of manufacturers. Allows for an adjustable offset of up to 8".



#### **CENTER MOUNT**

For Classic Metal Fenders – Spray Master Classic SRC or DRC Series and designed for mounting under the fender.

# FENDER MOUNT APPLICATION GUIDE



**SINGLE RADIUS  
FULL TANDEM**

**SINGLE RADIUS  
HALF TANDEM**

**DOUBLE RADIUS  
FULL TANDEM**

**FULL ROUND**



-



-



## FENDER MOUNT & DESIGN USE



### POST CENTER MOUNT

For Classic Metal Fenders – Spray Master Classic SRC or DRC Series and designed for mounting under the fender. Ideal for frames with limited mounting space.



### CROSS MOUNT TUBE, 95"

For Classic Metal Fenders – Spray Master Classic FRC, SRC and DRC Series and designed for mounting on top of the fender



### TRIANGLE END MOUNT

For Classic Metal Fenders – Spray Master Classic FRC, SRC and DRC Series and designed for mounting on top of the fender. Must be used with post or side mount socket.



### POST STYLE END MOUNT

For Classic Metal Fenders – Spray Master Classic FRC, SRC and DRC Series and designed for mounting on top of the fender. Ideal for frames with limited mounting space.



### SIDE STYLE END MOUNT

For Classic Metal Fenders – Spray Master Classic FRC, SRC and DRC Series and designed for mounting on top of the fender



### END MOUNT SUPPORT TUBE

For Classic Metal Fenders – Spray Master Classic FRC, SRC and DRC Series and designed for mounting on top of the fender. Must be used with post, side mount socket or 50" cross tube.

# FENDER MOUNT APPLICATION GUIDE

SINGLE RADIUS  
FULL TANDEM

SINGLE RADIUS  
HALF TANDEM

DOUBLE RADIUS  
FULL TANDEM

FULL ROUND



-



## FENDER MOUNT & DESIGN USE



### PIVOT BAR & POST MOUNT SET

For Spray Master Poly Fenders – FR, SR, DR and FRX Series and designed for mounting on top of the fender.  
*Excludes FRX-19 Fenders.*



### POST STYLE ROUND END MOUNT

For Spray Master Poly Fenders – FR, SR, DR and FRX, SRX or DRX Series and designed for mounting on top of the fender



### SIDE STYLE ROUND END MOUNT

For Spray Master Poly Fenders – FR, SR or DR Series and designed for mounting on top of the fender.  
*EXCLUDES SlideTrax Models*



### OFFSET MOUNT

For Spray Master Poly Fenders – FR, SR or DR Series and designed for mounting on top of the fender. Position fender where need when dealing with limited mounting space.  
*EXCLUDES SlideTrax Models.*



### MASTER END MOUNT

















For Spray Master Poly Fenders with SlideTrax – SRX and DRX Series and designed for mounting on top of the fender



### MASTER END MULTI-MOUNT

For Spray Master Poly Fenders with SlideTrax – SRX and DRX Series and designed for mounting on top of the fender.  
Increases offset adjustability an extra 2" to 5"

# FENDER MOUNT APPLICATION GUIDE

SINGLE RADIUS FULL TANDEM	SINGLE RADIUS HALF TANDEM	DOUBLE RADIUS FULL TANDEM	FULL ROUND
-			
-			
-			
-			
-			-
-			-

## FENDER MOUNT & DESIGN USE



### MASTER MOUNT

For Spray Master Poly Full Round Fenders with SlideTrax & 19.5" wheel size – FRX-19 Series and designed for mounting on top of the fender



### MASTER MULTI-MOUNT

For Spray Master Poly Full Round Fenders with SlideTrax & 19.5" wheel size – FRX-19 Series and designed for mounting on top of the fender. Increases offset adjustability an extra 2" to 5"







### MASTER CENTER MULTI-MOUNT

For Spray Master Poly Fenders – SR, DR, SRX or DRX Series and designed for mounting under of the fender. Increases offset adjustability an extra 2" to 5"



# FENDER MOUNT APPLICATION GUIDE

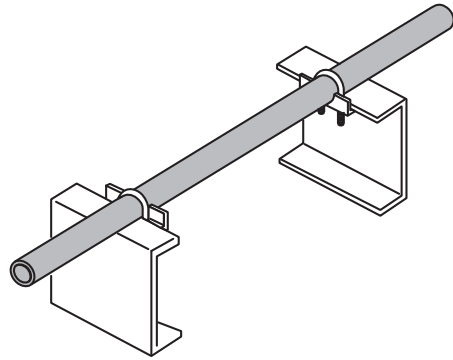
SINGLE RADIUS FULL TANDEM	SINGLE RADIUS HALF TANDEM	DOUBLE RADIUS FULL TANDEM	FULL ROUND
-	-	-	
-	-	-	
-			-

# FENDER MOUNTS

IDEAL FOR QUARTER FENDERS

## CROSS MOUNT TUBE, 50"

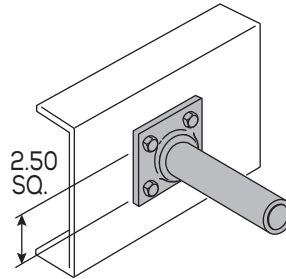
- For heavy-duty, over-the-frame mounting for quarter fenders
- 50" long for added strength and durability
- Steel construction
- Black E-Coat finish



P/N	WEIGHT	DESCRIPTION	FINISH	PACKAGE	PKG QTY.
031-00233	8.90 lbs	50" Cross Mount Tube with Hardware	Black E-Coat	Packaged Set	1
032-00203	7.30 lbs	50" Cross Mount Tube	Black E-Coat	Single	1
031-00199	1.50 lbs	Hardware	Zinc	Packaged Set	1

## SIDE MOUNT SOCKET

- For independent side mounting
- Bolts directly to frame
- Steel construction with black E-Coat finish
- 8" long for added strength and durability
- Mounting plate is 3.75" x 3.75"
- Standard Quick Pick option contains two side post mount sockets for mounting a quarter fender pair



P/N	WEIGHT	DESCRIPTION	PACKAGE	PKG QTY.
032-00194	2.50 lbs	Side Mount Socket	Single	1
031-00234	5.00 lbs	Standard Quick Pick Side Mount Sockets	Packaged Set	1

## QUARTER FENDER HANGER TUBE CLAMPS

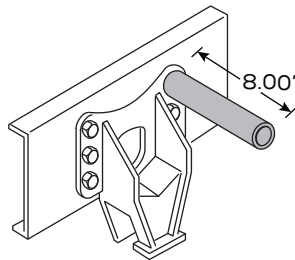
- Provides a secure and reliable solution for attaching quarter fenders to fender mounts

P/N	WEIGHT	DESCRIPTION	FINISH	PACKAGE	PKG QTY.
032-00223	0.48 lbs	Hanger Tube Clamp	Zinc	Single	1
032-00224	0.48 lbs	Hanger Tube Clamp	Stainless	Single	1
032-00285	0.50 lbs	Hanger Tube Clamp for ASP-25	Zinc	Single	1
031-00200	0.69 lbs	Hardware for Clamps, 5/8" Bolts/Nuts	Zinc	Package Set	1



### POST MOUNT SOCKET

- For independent post mounting
- Bolts directly to frame or suspension using present vehicle hardware
- 8.00" long for added strength and durability
- Cast steel construction
- Black E-Coat finish
- Premium Quick Pick option contains two post mount sockets for mounting a quarter fender pair



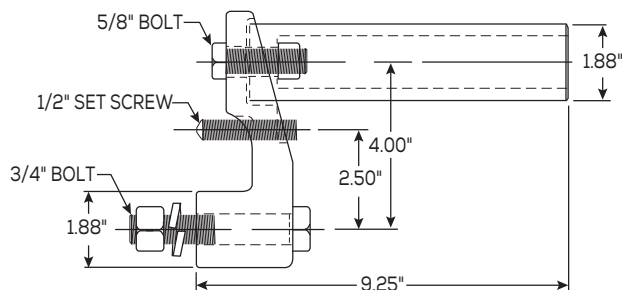
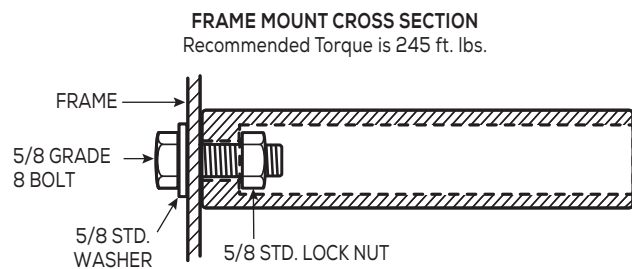
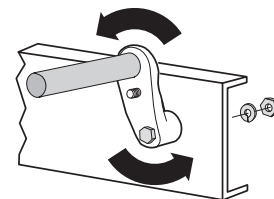
P/N	WEIGHT	DESCRIPTION	PACKAGE	PKG QTY.
032-00199	2.74 lbs	Post Mount Socket	Single	1
031-00235	5.00 lbs	Premium Quick Pick Post Mount Sockets	Packaged Set	1

### POST MOUNTS WITH PIVOT BAR

- For adjustable, independent post mounting for quarter fenders
- PivotBar greatly assists in properly mounting quarter fenders where needed, providing an offset of 4" and rotating 360-degrees
- Packaged set includes two adapters, adapter to chassis hardware, two jamming screws, two post mounts, and adapter to post mount hardware



P/N	WEIGHT	DESCRIPTION	PACKAGE	PKG QTY.
031-01587	15.39 lbs	Post Mounts w/ Pivot Bar	Packaged Set	1
031-01220	1.68 lbs	Hardware (Bolts, Hex Nuts Split Lock Washers)	Packaged Set	1



# XFlex FENDER MOUNTS

ADVANCED FENDER MOUNT TECHNOLOGY  
FOR CLASSIC METAL FENDERS

PREVENT CRACKING WITH **XFlex** CUSHIONED LAYER  
OF PROTECTION BOTH UNDER AND OVER YOUR FENDERS



## VIBROWEDGE STYLE FOR TOP MOUNT INSTALLATION

Use when fender mount installation requires mounting from the top of the fender. (SHOWN)



## ISO-BLOX STYLE FOR UNDERMOUNT INSTALLATION

Use when installation when under the fender is required. Cushioned Iso-Blox ensures no metal-to-metal contact



## FEATURES & BENEFITS

- Provides a cushioned layer of protection by eliminating metal-to-metal contact – no fender cracking by reducing road vibration
- NORD-LOCK® wedge-locking technology secures fasteners even when exposed to vibration.
- Mounting tubes constructed of heavy-duty stainless steel or steel with E-coat finish
- Three different frame mounting options: Multi-Mount side castings or PivotBar Mounts for mounting flexibility or simple straight mounts
- Mounts easily to frame with one grade 8 bolt
- For use on SPRAY MASTER CLASSIC METAL Full Round (FRC), Single Radius (SRC) or Double Radius (DRC) Fenders
- Packaged for individual fender replacement or QuickPick complete kits for pairs
- Patent [www.tramec.com/patents](http://www.tramec.com/patents)

## ADJUSTABLE OPTIONS FOR MOUNTING FLEXIBILITY

### MULTI-MOUNT SIDE CASTINGS

Allows for adjustable offset range of 2.25" to 5.75" from centerline of mounting tube to centerline of chassis mounting bolt



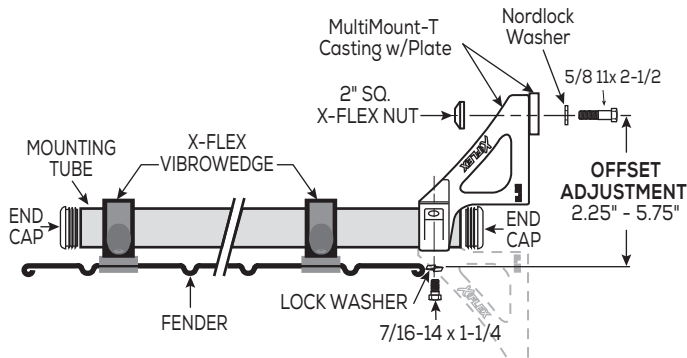

### PIVOTBAR MOUNT SIDE CASTINGS

Provides a 4" offset that rotates 360° for adjustable mounting





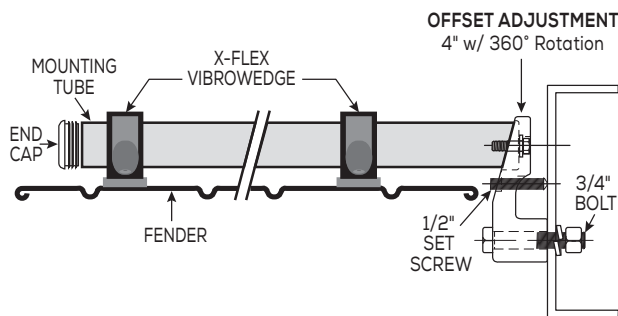
### X-FLEX MULTI-MOUNT - WITH VIBROWEDGE



P/N	WEIGHT	TUBE CONSTRUCTION	APPLICATION
031-01227	25.10 lbs	Black E-Coat	Top Radius
031-01228	27.99 lbs	Stainless Steel	Top Radius
031-01229	25.38 lbs	Black E-Coat	Top Flat
031-01230	25.38 lbs	Stainless Steel	Top Flat

Packaged set consists of two tubes, four end caps, four mount retainers, four Vibrowedge isolators, four backing straps, eight stainless steel covers, stainless steel fender-to-bracket hardware, two black E-Coat fender side castings, two frame plates, casting to bracket, and casting to chassis hardware

### X-FLEX PIVOTBAR MOUNT - WITH VIBROWEDGE



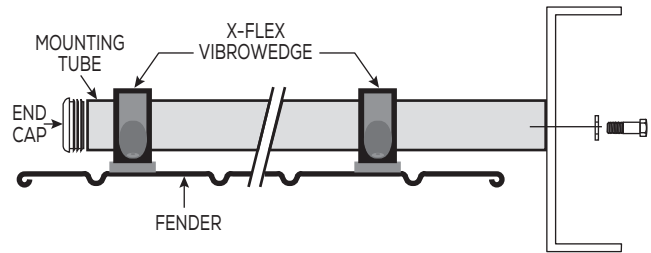
P/N	WEIGHT	TUBE CONSTRUCTION	APPLICATION
031-01238	28.58 lbs	Black E-Coat	Top Radius
031-01239	26.75 lbs	Stainless Steel	Top Radius
031-01240	28.86 lbs	Black E-Coat	Top Flat
031-01241	28.86 lbs	Stainless Steel	Top Flat

Packaged set consists of two black E-Coat PivotBar adapters, adapter-to-chassis hardware, two tubes, bracket-to-adapter hardware, two end caps, four mount retainers, four Vibrowedge isolators, four backing straps, eight stainless steel covers and stainless steel fender-to-bracket hardware

# FENDER MOUNTS

IDEAL FOR CLASSIC METAL FENDERS

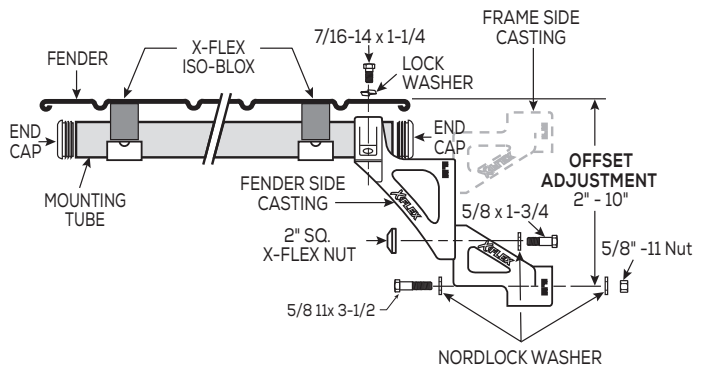
## X-FLEX STRAIGHT MOUNT - WITH VIBROWEDGE



P/N	WEIGHT	TUBE CONSTRUCTION	APPLICATION
031-01234	17.67 lbs	Black E-Coat	Top Radius
031-01235	17.67 lbs	Stainless Steel	Top Radius
031-01236	17.95 lbs	Black E-Coat	Top Flat
031-01237	17.95 lbs	Stainless Steel	Top Flat

Packaged set consists of two tubes, bracket-to-chassis hardware, two end caps, four mount retainers, four Vibrowedge isolators, four backing straps, eight stainless steel covers, and stainless steel fender-to-bracket hardware

## X-FLEX MULTI-MOUNT WITH ISO-BLOX



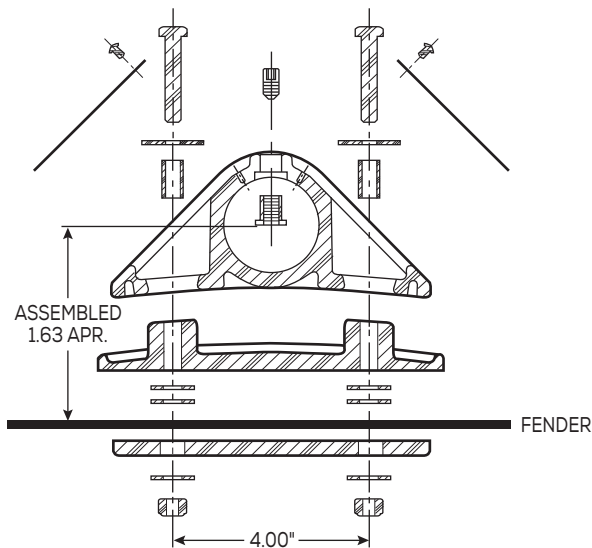
P/N	WEIGHT	TUBE CONSTRUCTION	APPLICATION
031-01226	32.82 lbs	Black E-Coat	Undermount

Packaged set consists of two black E-Coat fender-side castings and two frame-side castings, castings-to-chassis hardware, two black E-Coat finish tubes, four end caps, four Iso-Blox mounts, four metal caps, fender to Iso-Blox hardware, and mounting bracket to Iso-Blox hardware

# FENDER MOUNTS

IDEAL FOR CLASSIC METAL FENDERS

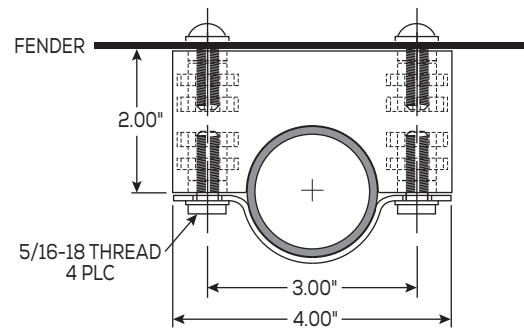

## X-FLEX VIBROWEDGE (TR) AND (TF)



- For use with 1-7/8" round end mount tube, not included
- Stainless steel T-nut prevents cracked retainer due to over-tightening
- Packaged set consists of four mount retainers, four Vibrowedge isolators, four backing straps, eight stainless steel covers, and stainless steel fender-to-bracket hardware

P/N	WEIGHT	APPLICATION
031-00096	4.69 lbs	Top Radius
031-00097	4.97 lbs	Top Flat

## X-FLEX ISO-BLOX



- Use with any 1-7/8" mounting tube, not included
- Packaged set consists of four Iso-Blox four metal caps, fender-to-block hardware, and mounting tube-to-blocks hardware

P/N	WEIGHT	APPLICATION
031-01208	7.23 lbs	Undermount

# CENTER MOUNTS

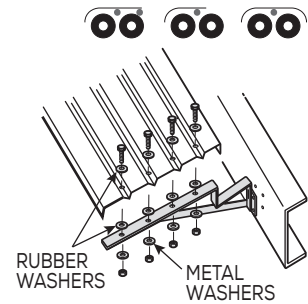
FOR SPRAY MASTER® CLASSIC METAL FENDERS

- For use with Spray Master Classic SRC or DRC Fenders
- Flat rubber washer positioned between bracket and fender
- Concave rubber washer positioned between bolt and fender



## SIDE STYLE CENTER MOUNT

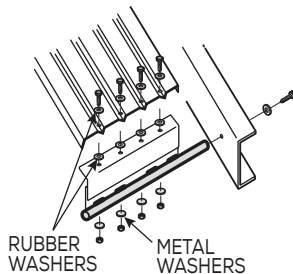
- Heavy-duty bracket mounting plate 4" x 6" with slotted holes
- Standard bracket mount plate 3.75" x 3.75" with regular holes
- Mount packaged set includes two mounting brackets with fender-to-bracket hardware



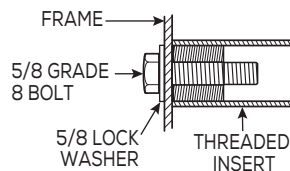
P/N	WEIGHT	DESCRIPTION	BRACKET WIDTH
031-00541	15.67 lbs	Standard Duty Mount Packaged Set, Black E-Coat	1.5"
034-00866	7.50 lbs	Standard Duty Mount Bracket, Black E-Coat	1.5"
031-00844	35.04 lbs	Heavy Duty Mount Packaged Set, Black E-Coat	2.5"
034-01658	16.13 lbs	Heavy Duty Mount Bracket, Black E-Coat	2.5"
031-00550	0.67 lbs	Hardware Set, Zinc Plated Steel	-

## POST STYLE CENTER MOUNT

- Flush mount design results in more bearing surface
- Use single mounting hole or one of the existing suspension casting holes and bolts for installation
- Mount packaged set includes two mounting brackets, two adjustable plates, end caps, fender-to-bracket and bracket-to-chassis frame hardware



**FRAME MOUNT CROSS SECTION**  
Recommended Torque is 245 ft. lbs.



P/N	WEIGHT	DESCRIPTION
031-01257	27.02 lbs	Post Style Center Mount Packaged Set, Black E-Coat
034-01659	9.01 lbs	Post Style Center Mount Bracket, Black E-Coat
031-00575	3.90 lbs	Post Style Center Mount Adjustable Plate
031-01258	1.08 lbs	Hardware Set, Zinc Plated Steel

# END MOUNTS

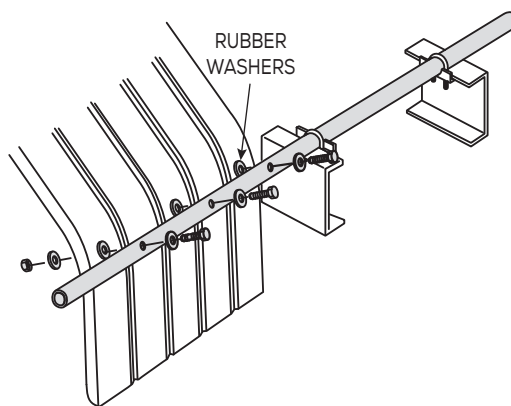
FOR SPRAY MASTER® CLASSIC METAL FENDERS

- For use with Spray Master Classic FRC, SRC or DRC Fenders



## CROSS MOUNT TUBE, 95"

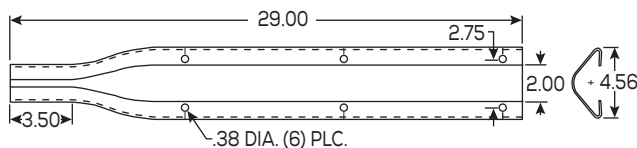
- Steel construction in zinc or black E-Coat
- Rubber washer positioned between bracket and fender
- Packaged set contains one tandem cross mount tube, end caps, and fender-to-tube and tube-to-chassis frame hardware



P/N	WEIGHT	DESCRIPTION
031-00784	15.20 lbs	Cross Mount Tube Set, Zinc Plated Steel
031-00786	15.20 lbs	Cross Mount Tube Set, Black E-Coat
032-00356	13.70 lbs	Cross Mount Tube Only, Zinc Plated Steel
031-00051	1.96 lbs	Hardware, Zinc Plated Steel

## TRIANGLE END MOUNT

- Mount packaged set consists of two end mount brackets, hanger clamps, fender to bracket stainless steel hardware, zinc clamp hardware and hole template
- Individual bracket does not include hanger clamp or clamp hardware



P/N	WEIGHT	DESCRIPTION
031-01630	12.71 lbs	Triangle End Mount Packaged Set, Stainless Steel
034-02184	6.35 lbs	Triangle End Mount Bracket, Hardware & Template, Stainless Steel
031-02022	36.94 lbs	Triangle End Mount Packaged Set (x2) with 4 Post Mounts Sockets
031-00203	0.71 lbs	Hardware, Zinc Bolts & Nuts
032-00426	0.45 lbs	Hanger Tube Clamp, Stainless Steel

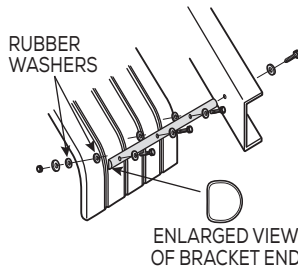


# FENDER MOUNTS

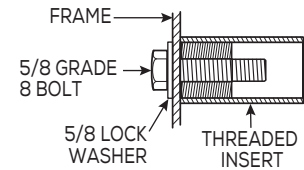
## IDEAL FOR CLASSIC METAL FENDERS

### POST STYLE END MOUNT

- Flush mount design results in more bearing surface with flat side of mount positioned toward the fender
- Steel construction with black E-Coat or stainless finish
- 30.25" long for added strength and durability
- Rubber washer positioned between bracket and fender
- Use single suspension hole or one of the existing suspension casting holes and bolts for installation
- Mount packaged set includes two mounting brackets, end caps, and fender-to-bracket and bracket-to-chassis frame hardware



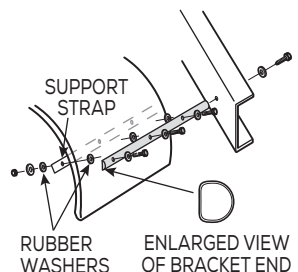
**FRAME MOUNT CROSS SECTION**  
Recommended Torque is 245 ft. lbs.



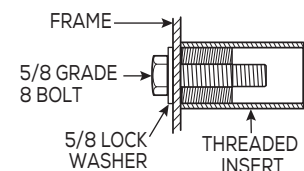
P/N	WEIGHT	DESCRIPTION
031-01253	14.36 lbs	Post Style Mount Packaged Set, Black E-Coat
031-01254	14.36 lbs	Post Style Mount Packaged Set, Stainless Steel
034-01662	6.38 lbs	Post Style Mount Bracket, Black E-Coat
034-01663	6.38 lbs	Post Style Mount Bracket, Stainless Steel
031-01255	1.16 lbs	Hardware, Zinc Plated Steel
031-01256	1.16 lbs	Hardware, Stainless Steel

### POST STYLE END MOUNT FOR SMOOTH SKIN CLASSIC FENDERS

- **USED WITH SPRAY MASTER CLASSIC FRC-19 FENDER ONLY**
- Flush mount design results in more bearing surface with flat side of mount positioned toward the fender
- Use single mounting hole or one of the existing suspension casting holes and bolts for installation
- Stainless steel construction
- Rubber washer positioned between bracket and fender
- Packaged set includes two mounting brackets, end caps, and fender-to-bracket and bracket-to-chassis frame hardware




**FRAME MOUNT CROSS SECTION**  
Recommended Torque is 245 ft. lbs.



P/N	WEIGHT	DESCRIPTION
031-01645	15.95 lbs	Post Style End Mount Packaged Set, Stainless Steel

### SIDE STYLE END MOUNT

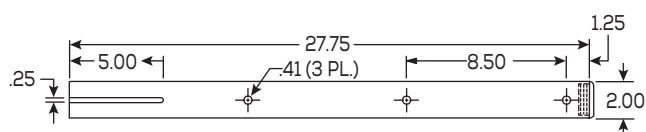
- Steel construction with black E-Coat, zinc, or chrome finish
- 30.25" length for added strength and durability
- Rubber washer positioned between bracket and fender
- Mounting plate 3.75" x 3.75"
- Mount packaged set includes two mounting brackets, end caps, and bracket-to-fender hardware



P/N	WEIGHT	DESCRIPTION
031-00542	14.65 lbs	Side Style End Mount Packaged Set, Black E-Coat
031-00845	14.66 lbs	Side Style End Mount Packaged Set, Zinc Plated Steel
031-00846	14.66 lbs	Side Style End Mount Packaged Set, Polished Chrome
034-00867	6.13 lbs	Side Style End Mount Bracket, Black E-Coat
034-01545	6.90 lbs	Side Style End Mount Bracket, Zinc Plated Steel
034-01546	6.90 lbs	Side Style End Mount Bracket, Polished Chrome
031-00551	0.85 lbs	Hardware, Zinc Plated Steel

### END MOUNT SUPPORT TUBE WITH END CAP

- Must be used with post, side mount socket or 50" cross tube



P/N	WEIGHT	DESCRIPTION
031-00095	3.20 lbs	End Mount Support Tube (1), Stainless Steel, with End Cap
032-00224	0.48 lbs	Hanger Tube Clamp, Stainless Steel
031-00200	0.69 lbs	Hardware

# CENTER MOUNTS

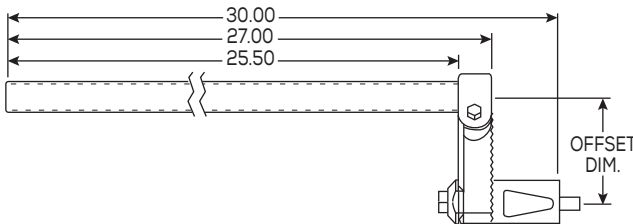
FOR SPRAY MASTER® POLY FENDERS

- For use with Spray Master SR, DR and SRX or DRX fender styles
- For each Single Radius Fender packaged set, order one end mount packaged set and one center mount packaged sets
- For each Double Radius Fender order two end mount packaged sets and one center mount packaged sets



## MASTER CENTER MULTI-MOUNT SET

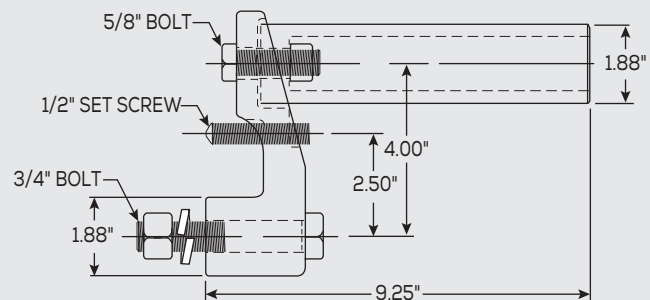
- Increases offset adjustability an extra 2" to 5" from the centerline of the tube to the centerline of the chassis mounting bolt in quarter inch increments
- Consists of 2 Master Multi-Mount castings with straight black E-Coat tubes, 4 center mount connector clamps with hardware, end caps and all chassis to mount hardware



P/N	WEIGHT	DESCRIPTION
031-01662	22.00 lbs	Master Center Multi-Mount Packaged Set with 1.375"/35mm Tubes

# PIVOT BAR

- Greatly assists in properly mounting fenders where needed
- Provides an offset of 4.00" and rotates 360°
- Packaged set includes two adapters, adapter to chassis hardware and two jamming screws
- Patent [www.tramec.com/patents](http://www.tramec.com/patents)



# END MOUNTS

## FOR SPRAY MASTER® POLY FENDERS

- For use with Spray Master Classic FR, SR or DR Fenders

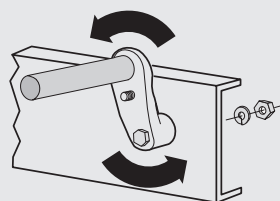


### PIVOTBAR & POST MOUNT SET

- For use with Spray Master FR, SR and DR and FRX fender styles, NOT compatible with FRX-19 Fender
- 22.5" / 24.5" Wheel Size
- Use length 30.25" for Spray Master FR, SR and DR
- Use length 32.50" for Spray Master FRX-22 with SlideTrax
- Stainless steel or black E-Coat tube construction
- Packaged sets include two stainless steel or black E-Coat end mount tubes, two PivotBar adapters, two jamming screws, bracket-to-adapter hardware, adapter-to-chassis hardware and two end caps



P/N	WEIGHT	DESCRIPTION	RECOMMENDED FENDER	CONSTRUCTION
031-00920	22.60 lbs	30.25" Mount Set	FR, SR or DR Series	Black E-Coat
031-00929	22.80 lbs	30.25" Mount Set	FR, SR or DR Series	Stainless Steel
031-01094	23.00 lbs	32.50" Mount Set	FRX-22	Black E-Coat
031-01096	24.00 lbs	32.50" Mount Set	FRX-22	Stainless Steel



P/N	WEIGHT	DESCRIPTION	CONSTRUCTION
031-01586	9.08 lbs	Standard PivotBar Set	Black E-Coat
033-04730	3.61 lbs	Individual PivotBar	Black E-Coat
031-01219	1.68 lbs	Hardware (2 adapter to chassis & 2 jamming screws)	-

# FENDER MOUNTS

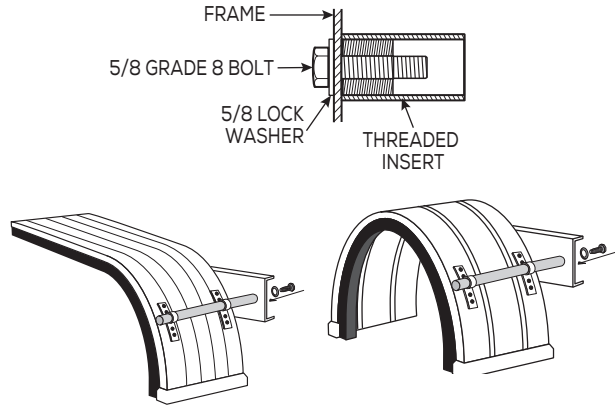
IDEAL FOR POLY FENDERS

## POST STYLE ROUND END MOUNT

- Length 30.25" for Spray Master FR, SR and DR
- Length 32.50" for Spray Master FRX, SRX and DRX with SlideTrax
- Not compatible with FRX-19 Fender
- Flush mount design results in more bearing surface
- Steel construction with black E-Coat or stainless steel finish
- Packaged set includes two end mount tubes, end caps, and bracket-to-chassis hardware



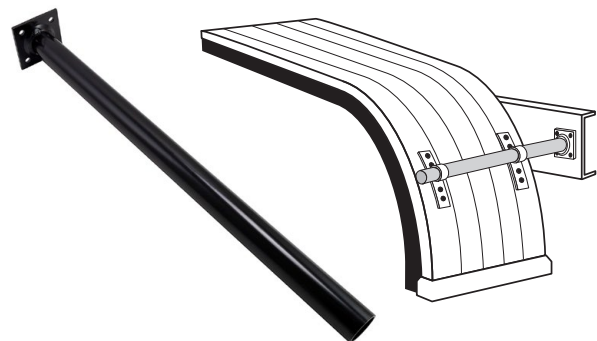
FRAME MOUNT CROSS SECTION VIEW OF INSTALLATION  
RECOMMENDED TORQUE IS 245 FT. LBS.



P/N	WEIGHT	DESCRIPTION	RECOMMENDED FENDER	CONSTRUCTION
031-01250	13.98 lbs	30.25" post end mount. Packaged Set	FR, SR or DR Series	Black E-Coat
031-01251	12.98 lbs	30.25" post end mount. Packaged Set	FR, SR or DR Series	Stainless Steel
034-01660	6.38 lbs	30.25" post end mount. Single tube	FR, SR or DR Series	Black E-Coat
034-01661	6.38 lbs	30.25" post end mount. Single tube	FR, SR or DR Series	Stainless Steel
031-01261	16.08 lbs	32.50" post end mount. Packaged Set	FRX, SRX or DRX Series	Black E-Coat
031-01610	16.50 lbs	32.50" post end mount. Packaged Set	FRX, SRX or DRX Series	Stainless Steel
034-01689	7.34 lbs	32.50" post end mount. Single tube	FRX, SRX or DRX Series	Black E-Coat
034-01671	6.30 lbs	32.50" post end mount. Single tube	FRX, SRX or DRX Series	Stainless Steel
031-01252	0.23 lbs	Hardware	All Fender Series	Stainless Steel

## SIDE STYLE ROUND END MOUNT

- For use with Spray Master FR, SR, DR fender styles
- Steel construction with black E-Coat finish
- 30.25" long for added strength and durability
- Mounting plate is 3.75" x 3.75"
- Packaged set includes two tubes and end caps
- Bracket-to-chassis hardware not included
- Not compatible with Spray Master with SlideTrax (FRX, SRX or DRX models)



P/N	WEIGHT	DESCRIPTION	RECOMMENDED FENDER	CONSTRUCTION
031-00870	14.63 lbs	Mount Set	FR, SR or DR Series	Black E-Coat
032-00253	6.99 lbs	Mount Tube	FR, SR or DR Series	Black E-Coat

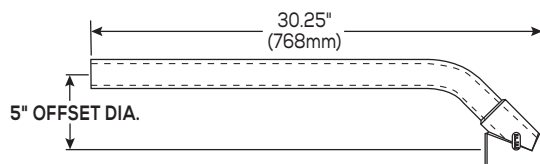
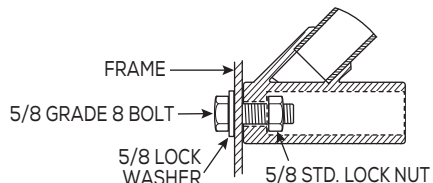


### OFFSET END MOUNT

- For use with Spray Master FR, SR or DR Fenders (without SlideTrax)
- Positions fender where needed when dealing with limited mounting space
- Steel construction, black E-Coat or stainless steel finish
- 5" offset between centers of tubes
- 30.25" length
- Packaged sets include two mounting tubes, four end caps and bracket-to-chassis hardware
- Not compatible with Spray Master with SlideTrax (FRX, SRX or DRX models)



FRAME MOUNT CROSS SECTION VIEW OF INSTALLATION  
RECOMMENDED TORQUE IS 245 FT. LBS.



P/N	WEIGHT	DESCRIPTION	CONSTRUCTION	PACKAGE	PKG QTY.
031-00883	18.20 lbs	Mount Set	Black E-Coat	Packaged Set	1
031-00886	18.06 lbs	Mount Set	Stainless Steel	Packaged Set	1
034-01600	7.36 lbs	Mount Tube	Black E-Coat	Single	1
034-01602	7.36 lbs	Mount Tube	Stainless Steel	Single	1
031-01201	0.35 lbs	Hardware	Zinc Plated Steel	Packaged Set	1

# FENDER MOUNTS

IDEAL FOR POLY FENDERS


## MASTER END MOUNTS

- For use with Spray Master FRX-19, SRX & DRX fenders (with SlideTrax)
- Heavy-duty casting with 35mm (1-3/8") tube
- Uses a bolt to attach to the chassis - not a stud
- Use Master Multi-Mounts to increase offset adjustability an extra 2" to 5" from the centerline of the tube to the centerline of the chassis mounting bolt in quarter inch increments



## MASTER MULTI-MOUNT END MOUNTS

- Available with black E-Coat or stainless steel
- Packaged set includes 2 Master or Master Multi-Mount castings, 2 tubes, 2 end caps, and chassis to mount hardware including anti-vibration "Nordlock" washers



P/N	WEIGHT	DESCRIPTION	RECOMMENDED FENDER	CONSTRUCTION
031-01660	11.50 lbs	20" Master Mount Set	SRX & DRX with SlideTrax	Black E-Coat
031-01282	12.90 lbs	30" Master Mount Set	FRX-19 with SlideTrax	Black E-Coat
031-01283	12.90 lbs	30" Master Mount Set	FRX-19 with SlideTrax	Stainless Steel
031-01661	18.75 lbs	22.125" Master Multi-Mount Set	SRX & DRX with SlideTrax	Black E-Coat
031-01284	19.50 lbs	30" Master Multi-Mount Set	FRX-19 with SlideTrax	Black E-Coat
031-01285	19.50 lbs	30" Master Multi-Mount Set	FRX-19 with SlideTrax	Stainless Steel



## DO YOU HAVE A CLEARANCE ISSUE?

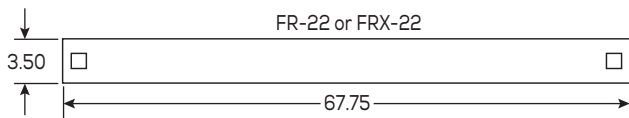
Add an optional extension to assist with installation where suspension and hangers can cause a clearance problem.

**P/N: 031-01299**

Use with part numbers 031-01284 or 031-01285 only. Set includes two castings with 5/8"-11 x10.0" grade 8 bolts. Weighs 6.11 lb.

## DECORATIVE STRIPS FOR SPRAY MASTER FULL ROUND FENDERS

- Easy to install on fender
- 430 polished stainless steel, .030" thickness
- Packaged set includes four strips and stainless steel hardware (carriage bolts, nuts and washer), enough to style a pair of fenders



P/N	WEIGHT	DESCRIPTION
031-01655	8.32 lbs	Spray Master FR-22 or FRX-22

## SETSCREWS AND T-NUTS

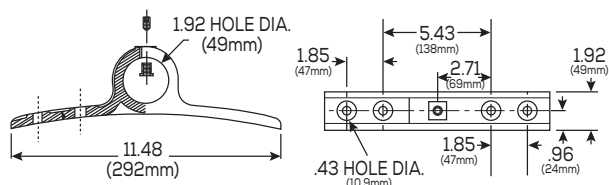
- Used with many of our fender mounting supports and clamps



P/N	DESCRIPTION
031-01294	Setscrews and T-Nuts, Set of 4

## REPLACEMENT SUPPORTS

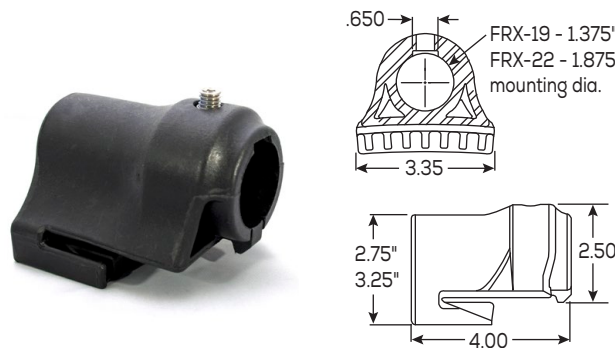
- Four molded nylon hanger brackets, four support straps, & stainless steel hardware
- Mounting hardware includes stainless steel nuts, bolts, washers, and hex-socket set screws



P/N	WEIGHT	DESCRIPTION
031-00823	3.55 lbs	Replacement Supports for FR-22 Fenders

## REPLACEMENT SLIDETRAX CLAMPS

- Secures the mounting tubes to the fender
- Stainless steel setscrew and T-nut grips the mounting tube and won't strip out
- Molded from a highly durable 15% glass-filled 6-6 nylon
- Includes four clamps and stainless steel hardware consisting of t-nuts and setscrews



P/N	WEIGHT	DESCRIPTION
031-01293	2.61 lbs	Clamps for Spray Master FRX-19, 2.75"
031-00858	2.63 lbs	Clamps for Spray Master FRX-22, 3.25"

## MUD FLAPS & MOUNTING BRACKETS

# KEEP YOUR VEHICLES CLEANER AND THE ROADS SAFER

With Mud Flaps & Mounting Brackets

### **MUD FLAP BRACKETS**

A full line of mud flap mounting brackets including the popular HELLCAT®, FB-27 Spring Loaded bracket and the standard bar type bracket.


- **Hellcat®** SPRING LOADED MUD FLAP BRACKETS
- **FB-27** SPRING LOADED MUD FLAP BRACKETS
- **BAR STYLE** MUD FLAP BRACKETS



### **MUD FLAPS**

Formulated and blended with a unique compound of polymers for greater resistance to cold weather cracking and tearing. Our mud flaps are made in the USA from recyclable materials and are resistant to road chemicals, grease, oil, fuel and salt.

- **AeroFlap®** AERODYNAMIC MUD FLAPS
- **TRADITIONAL POLY** MUD FLAPS





## PATENTED SELF-CENTERING FRAME SEATS THAT WORK 100% OF THE TIME.

You can be confident that each high quality, durable component is engineered to last. Fully assembled swing doors are available with your vendor-supplied blanks.

- // **SELF-CENTERING FRAME SEAT** allows the bracket to pivot 180° to spring back to the correct position every time and protects the truck frame with no contact from the tube to the frame
- // **SLOT ARRANGEMENT CONFORMS** to TTMA flap hole pattern for straight brackets
- // **IDEAL** for heavy-duty spray suppression mud flaps
- // **FINISHED APPEARANCE** with reflector or metal end caps that stay in place and keep debris outside of the tube
- // **HELLCAT®** Mud Flap Brackets come with reflectors that are cradled in the tracks and less likely to be damaged by routine or incidental contact; meets DOT requirements
- // **FB-27** Mud Flap Brackets are available with or without reflective tape that meets DOT-C2 requirements
- // **AVAILABLE** in black E-Coat or polished stainless steel finish
- // **MADE IN THE USA!**
- // Patent [www.tramec.com/patents](http://www.tramec.com/patents)

### HELLCAT® SPRING LOADED FLAP BRACKETS

Our premium line of brackets with an extended flange and highly visible reflectors and end caps



### FB-27 SPRING LOADED FLAP BRACKETS

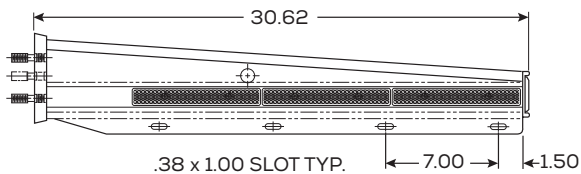
Our standard line of brackets offered in several variations in length and styles





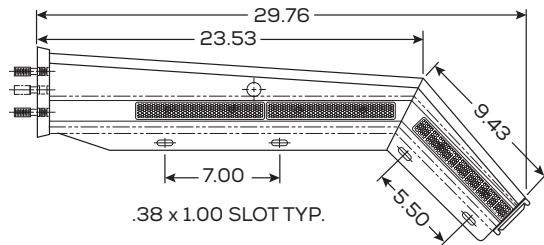
## HELLCAT® SPRING LOADED MUD FLAP BRACKETS

- Available in stainless steel or black E-Coat painted finish
- Bracket is unassembled; for installation flexibility, reflectors and hardware are not attached
- Slot arrangement conforms to TTMA flap hole pattern
- Cast mounting seat accepts studs for either 1.125" or 2.5" hole pattern
- Packaged set includes two brackets, reflectors, mounting hardware, end caps, plastic snap rivets, and plugs
- Hardware Packaged Set includes four studs, four nuts, four washers, and two gaskets
- Patent [www.tramec.com/patents](http://www.tramec.com/patents)



P/N	WEIGHT	TYPE
033-04992	24.26 lbs	Straight

033-04993	23.84 lbs	Straight
-----------	-----------	----------



033-05016	27.20 lbs	Shortie
-----------	-----------	---------

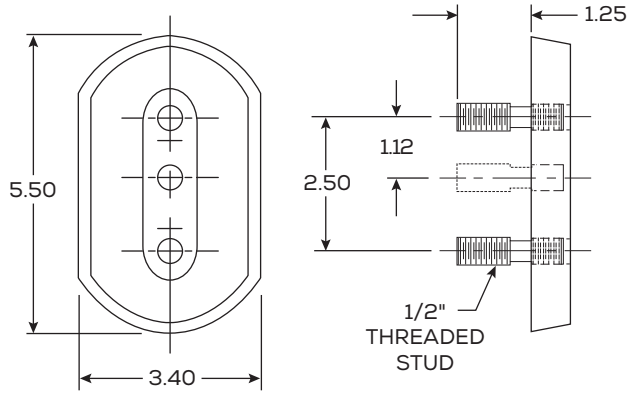
033-05017	27.85 lbs	Shortie
-----------	-----------	---------

### HELLCAT HARDWARE

P/N	WEIGHT	DESCRIPTION
031-01507	0.05 lbs	Plastic Rivets and Plugs, includes 12 each
031-01503	0.70 lbs	Zinc Hardware Set: 4 studs, 4 nuts, 4 washers, 2 gaskets
031-01502	0.20 lbs	Clip-in Tab End Cap Reflectors, 2 each
031-01500	0.38 lbs	Rectangle Reflector, 4 red, 2 white

NOTE: Full contact must be maintained between frame seat and truck frame rail.

# MUD FLAP BRACKETS



FRAME SEAT



STRAIGHT



SHORTIE

FINISH	EXTENDED FLANGE	REFLECTORS	END CAP REFLECTOR
Black E-Coat	—	☑	☑
Stainless Steel	—	☑	☑
Black E-Coat	—	☑	☑
Stainless Steel	—	☑	☑



RIVETS & PLUGS

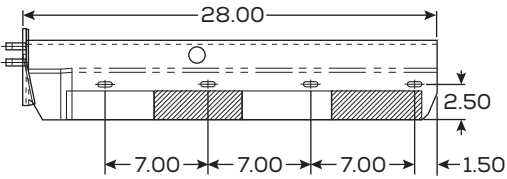
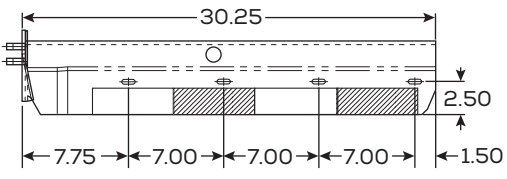
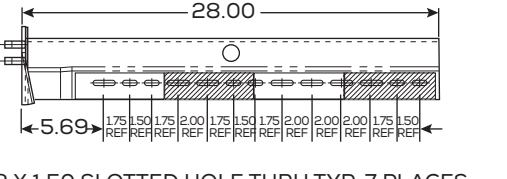
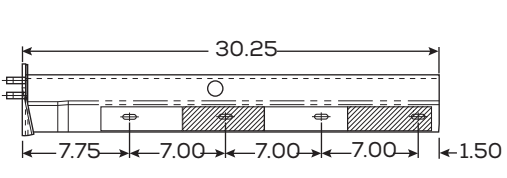
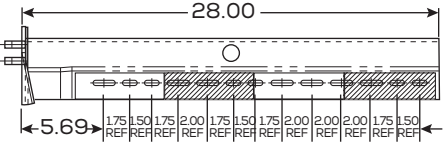
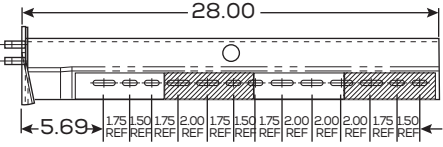
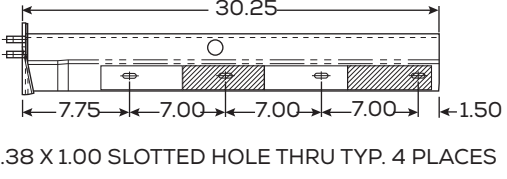
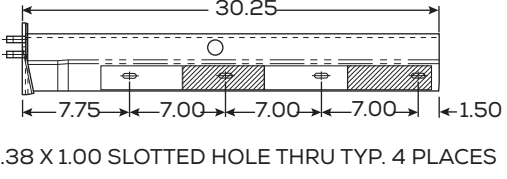


END CAP REFLECTOR

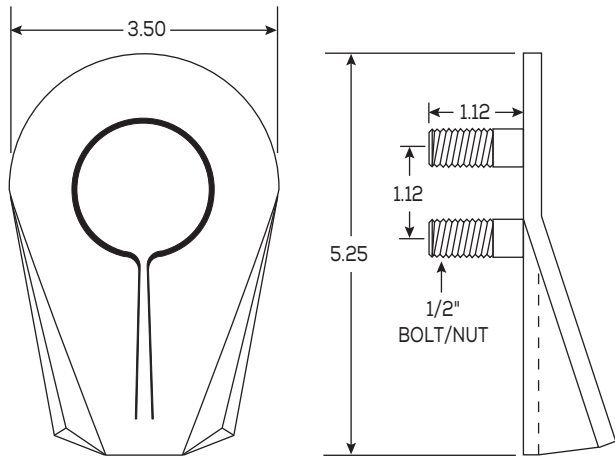
## FB-27 STRAIGHT SPRING LOADED MUD FLAP BRACKETS

When mounted directly to the truck frame use the 30.25" frame mount bracket. If there is a possibility of the bracket extending past the outside edge of the tire when using a frame mounting adapter, order the standard 28.00" or smaller FB-27 Bracket.

- Larger sizes used for flap retention to outer edge of tire
- Extended flange accommodates DOT-C2 reflective tape
- Patented seat design eliminates bracket rotation caused by wind
- Reduces flap and bracket damage
- Slot arrangement conforms to TTMA flap hole pattern
- Ideal for the heavy-duty spray suppression flaps
- Part numbers represents two brackets, mounting hardware, and end caps
- Patent [www.tramec.com/patents](http://www.tramec.com/patents)

	P/N	WEIGHT	LENGTH
 <p>.38 X 1.00 SLOTTED HOLE THRU TYP. 4 PLACES</p>	033-04555	21.70 lbs	28.00"
 <p>.38 X 1.00 SLOTTED HOLE THRU TYP. 4 PLACES</p>	033-04567	20.77 lbs	28.00"
 <p>.38 X 1.00 SLOTTED HOLE THRU TYP. 4 PLACES</p>	033-04530	22.85 lbs	30.25"
 <p>.38 X 1.00 SLOTTED HOLE THRU TYP. 4 PLACES</p>	033-04550	22.89 lbs	30.25"
 <p>.38 X 1.50 SLOTTED HOLE THRU TYP. 7 PLACES .38 X 1.00 SLOTTED HOLE THRU TYP. 6 PLACES</p>	033-05190	18.03 lbs	28.00"
 <p>.38 X 1.50 SLOTTED HOLE THRU TYP. 7 PLACES .38 X 1.00 SLOTTED HOLE THRU TYP. 6 PLACES</p>	033-05191	18.35 lbs	28.00"
 <p>.38 X 1.00 SLOTTED HOLE THRU TYP. 4 PLACES</p>	033-05192	19.31 lbs	30.25"
 <p>.38 X 1.00 SLOTTED HOLE THRU TYP. 4 PLACES</p>	033-05193	18.85 lbs	30.25"


# MUD FLAP BRACKETS



FRAME SEAT



033-04567



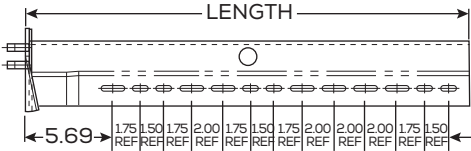
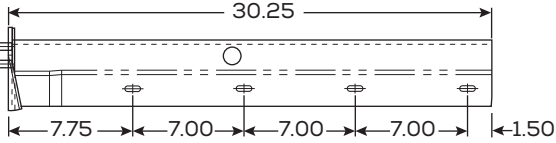
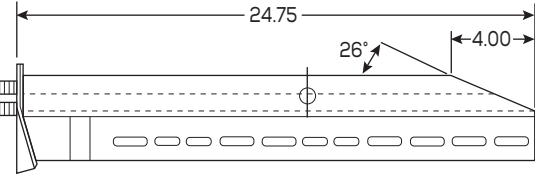
033-05193

FINISH	EXTENDED FLANGE	REFLECTIVE TAPE	END CAP
Black E-Coat	☑	☑	Reflective
Stainless Steel	☑	☑	Standard
Black E-Coat	☑	☑	Reflective
Stainless Steel	☑	☑	Standard
Black E-Coat	—	☑	Reflective
Stainless Steel	—	☑	Standard
Black E-Coat	—	☑	Reflective
Stainless Steel	—	☑	Standard

## FB-27 STRAIGHT SPRING LOADED MUD FLAP BRACKETS

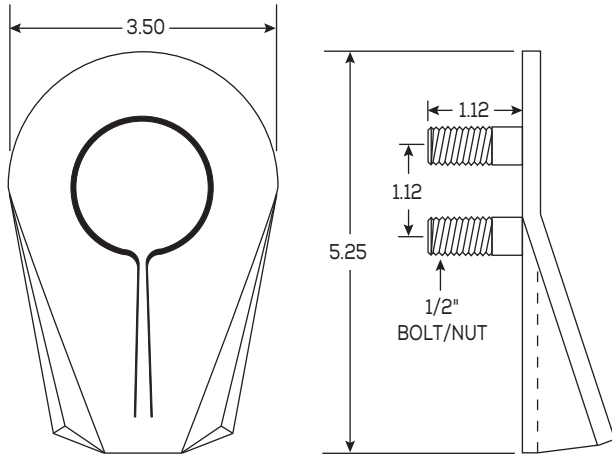
When mounted directly to the truck frame use the 30.25" frame mount bracket. If there is a possibility of the bracket extending past the outside edge of the tire when using a frame mounting adapter, order the standard 28" or smaller FB-27 Bracket.

- Larger sizes used for flap retention to outer edge of tire
- Extended flange accommodates DOT-C2 reflective tape
- Patented seat design eliminates bracket rotation caused by wind
- Reduces flap and bracket damage
- Slot arrangement conforms to TTMA flap hole pattern
- Ideal for the heavy-duty spray suppression flaps
- Part numbers represents two brackets, mounting hardware, and end caps (if noted)
- Patent [www.tramec.com/patents](http://www.tramec.com/patents)

	P/N	WEIGHT	LENGTH
 <p>LENGTH</p> <p>5.69</p> <p>1.75 REF 1.50 REF 1.75 REF 2.00 REF 1.75 REF 1.50 REF 1.75 REF 2.00 REF 2.00 REF 2.00 REF 1.75 REF 1.50 REF</p> <p>.38 X 1.50 SLOTTED HOLE THRU TYP. 7 PLACES .38 X 1.00 SLOTTED HOLE THRU TYP. 6 PLACES</p>	033-00270	18.25 lbs	28.00"
	033-00272	17.26 lbs	24.50"
	033-00277	17.70 lbs	28.00"
 <p>30.25</p> <p>7.75 7.00 7.00 7.00 1.50</p> <p>.38 X 1.00 SLOTTED HOLE THRU TYP. 4 PLACES</p>	033-00868	19.31 lbs	30.25"
	033-00870	18.85 lbs	30.25"
 <p>24.75</p> <p>26° 4.00</p> <p>.38 x 1.50 SLOTTED HOLE THRU TYP. 7 PLACES .38 x 1.00 SLOTTED HOLE THRU TYP. 4 PLACES</p>	033-00257	16.73 lbs	24.75"



# MUD FLAP BRACKETS



FRAME SEAT



FINISH	EXTENDED FLANGE	REFLECTIVE TAPE	END CAP
Black E-Coat	—	—	Reflective
Black E-Coat	—	—	Reflective
Stainless Steel	—	—	Standard
Black E-Coat	—	—	Reflective
Stainless Steel	—	—	Standard
Black E-Coat	—	—	—

**▲ IMPORTANT:** Not all spring loaded mud flap brackets are supplied with conspicuity tape. Please be sure to equip with highly reflective tape or its equivalent in the form of reflectors, as required by federal law.

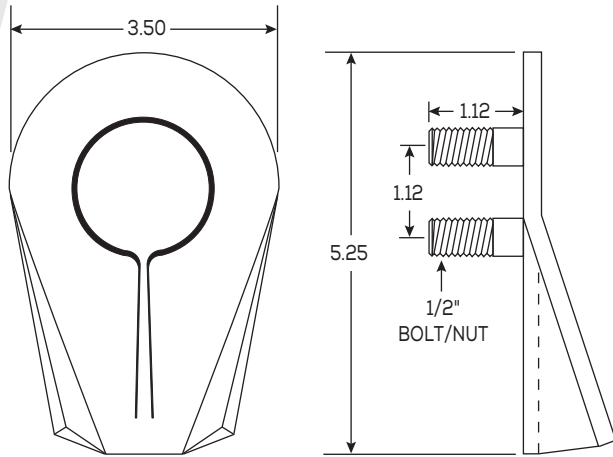
## FB-27 SHORTIE SPRING LOADED MUD FLAP BRACKETS

When mounted directly to the truck frame use the 30.25" frame mount bracket. If there is a possibility of the bracket extending past the outside edge of the tire when using a frame mounting adapter, order the Standard 28" or smaller FB-27 Bracket.

- Larger sizes used for flap retention to outer edge of tire
- Extended flange accommodates DOT-C2 reflective tape
- Patented seat design eliminates bracket rotation caused by wind
- Reduces flap and bracket damage
- Slot arrangement conforms to TTMA flap hole pattern
- Ideal for the heavy-duty spray suppression flaps
- Part numbers represents two brackets, mounting hardware, and end caps
- Patent [www.tramec.com/patents](http://www.tramec.com/patents)

	P/N	WEIGHT	LENGTH
	033-04542	22.45 lbs	27.54"
	033-04546	21.62 lbs	27.54"
	033-04647	22.95 lbs	30.25"
	033-04648	21.60 lbs	30.25"
	033-05194	18.85 lbs	27.54"
	033-05195	18.35 lbs	27.54"
	033-05196	20.65 lbs	30.25"
	033-05197	19.71 lbs	30.25"

# MUD FLAP BRACKETS



FRAME SEAT



FINISH	EXTENDED FLANGE	REFLECTIVE TAPE	END CAP
Black E-Coat	☑	☑	Reflective
Stainless Steel	☑	☑	Standard
Black E-Coat	☑	☑	Reflective
Stainless Steel	☑	☑	Standard
Black E-Coat	—	☑	Reflective
Stainless Steel	—	☑	Standard
Black E-Coat	—	☑	Reflective
Stainless Steel	—	☑	Standard

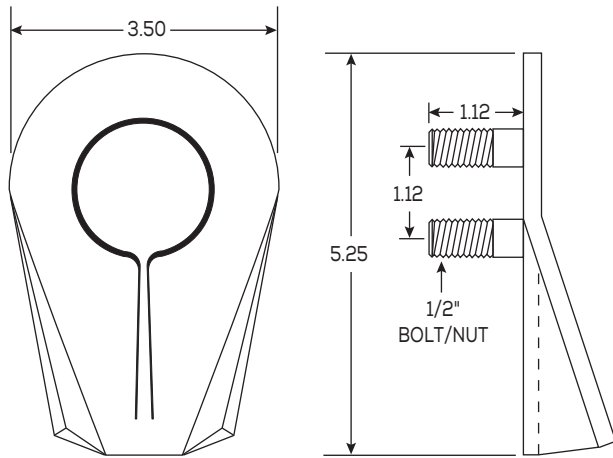
## FB-27 SHORTIE SPRING LOADED MUD FLAP BRACKETS

When mounted directly to the truck frame use the 30.25" frame mount bracket. If there is a possibility of the bracket extending past the outside edge of the tire when using a frame mounting adapter, order the Standard 28.00" or smaller FB-27 Bracket.

- Larger sizes used for flap retention to outer edge of tire
- Extended flange accommodates DOT-C2 reflective tape
- Patented seat design eliminates bracket rotation caused by wind
- Reduces flap and bracket damage
- Slot arrangement conforms to TTMA flap hole pattern
- Ideal for the heavy-duty spray suppression flaps
- Part numbers represents two brackets, mounting hardware, and end caps
- Patent [www.tramec.com/patents](http://www.tramec.com/patents)

	P/N	WEIGHT	LENGTH
	033-00864	18.75 lbs	27.54"
	033-00865	18.35 lbs	27.54"
	033-03404	20.65 lbs	30.25"
	033-04150	19.71 lbs	30.25"

# MUD FLAP BRACKETS



FRAME SEAT




End Cap  
Reflector  
not shown

FINISH	EXTENDED FLANGE	REFLECTIVE TAPE	END CAP
Black E-Coat	—	—	Reflective
Stainless Steel	—	—	Standard
Black E-Coat	—	—	Reflective
Stainless Steel	—	—	Standard

**▲ IMPORTANT:** Not all spring loaded mud flap brackets are supplied with conspicuity tape. Please be sure to equip with highly reflective tape or its equivalent in the form of reflectors, as required by federal law.



## STRAIGHT BAR TYPE MUD FLAP BRACKETS



- ✔ **CONSISTENT HIGH QUALITY MATERIALS** – SAE 1080 Spring Steel tooled to bend to a true 90-degree angle and E-coated to withstand a 500 hour salt spray.
- ✔ **UNMATCHED PERFORMANCE** – Double swagged end prevents bouncing and vibration keeping the bracket hanging at a perfect 90-degree angle behind the tire.
- ✔ **CAST MOUNTS** – One-Piece, Cast Mounts are made of tough high-impact steel which provides maximum strength and longer life.



### TRIPLE COIL BRACKET

P/N	WEIGHT	DESCRIPTION	SIZE	LENGTH	MOUNTS
031-00123	19.10 lbs	Standard-Duty, Pair	0.63"	30.25"	Standard
031-01675	19.10 lbs	Standard-Duty, Pair	0.63"	30.25"	Narrow
034-00429	7.75 lbs	Standard-Duty, Single, Roadside	0.63"	30.25"	-
034-00430	7.75 lbs	Standard-Duty, Single, Curbside	0.63"	30.25"	-
031-00101	26.10 lbs	Heavy-Duty, Pair	0.75"	30.25"	Standard
034-00676	11.27 lbs	Heavy-Duty, Single, Roadside	0.75"	30.25"	-
034-00677	11.27 lbs	Heavy-Duty, Single, Roadside	0.75"	30.25"	-

### DOUBLE COIL BRACKET

P/N	WEIGHT	DESCRIPTION	SIZE	LENGTH	MOUNTS
031-00130	17.00 lbs	Standard-Duty, Pair	0.63"	30.25"	Standard
034-00628	6.80 lbs	Standard-Duty, Single, Roadside	0.63"	30.25"	-
034-00629	6.80 lbs	Standard-Duty, Single, Curbside	0.63"	30.25"	-
031-00108	22.90 lbs	Heavy-Duty, Pair	0.75"	30.25"	Standard
034-00636	9.60 lbs	Heavy-Duty, Single, Roadside	0.75"	30.25"	-
034-00637	9.60 lbs	Heavy-Duty, Single, Roadside	0.75"	30.25"	-

# MUD FLAP BRACKETS



TRIPLE COILED



DOUBLE COILED



RIGHT ANGLED



STANDARD MOUNT



END MOUNT



OFFSET

## RIGHT ANGLE BRACKET

P/N	WEIGHT	DESCRIPTION	SIZE	LENGTH	MOUNTS
031-00125	11.95 lbs	Standard-Duty, Pair	0.63"	30.25"	Standard
031-00145	12.44 lbs	Standard-Duty, Pair	0.63"	30.25"	End
031-01676	12.15 lbs	Standard-Duty, Pair	0.63"	30.25"	Narrow
034-00426	4.40 lbs	Standard-Duty, Single	0.63"	30.25"	-
031-00102	16.10 lbs	Heavy-Duty, Pair	0.75"	30.25"	Standard
031-00112	16.38 lbs	Heavy-Duty, Pair	0.75"	30.25"	End
034-00679	6.30 lbs	Heavy-Duty, Single	0.75"	30.25"	-



## AVAILABLE IN POINT-OF-PURCHASE BARREL

Need a retail option for mud flap bracket arms? Order a barrel filled with 50 Straight .63" Right Angle Bracket Arms


**P/N: 031-00050**

*NOTE: Single straight .63" right angle bracket arm is part number 034-00426*

## 5" OFFSET BRACKET

P/N	WEIGHT	DESCRIPTION	SIZE	LENGTH	MOUNTS
031-00129	13.20 lbs	Standard-Duty, Pair	0.63"	30.25"	Standard
031-00149	12.36 lbs	Standard-Duty, Pair	0.63"	30.25"	End
034-00427	4.90 lbs	Standard-Duty, Single, Roadside	0.63"	30.25"	-
034-00428	4.90 lbs	Standard-Duty, Single, Curbside	0.63"	30.25"	-
031-00103	17.00 lbs	Heavy-Duty, Pair	0.75"	30.25"	Standard
034-00682	6.60 lbs	Heavy-Duty, Single, Roadside	0.75"	30.25"	-
034-00683	6.60 lbs	Heavy-Duty, Single, Curbside	0.75"	30.25"	-

## SHORTIE BAR TYPE MUD FLAP BRACKETS



- ✓ **CONSISTENT HIGH QUALITY MATERIALS** – SAE 1080 Spring Steel tooled to bend to a true 90-degree angle and E-coated to withstand a 500 hour salt spray.
- ✓ **UNMATCHED PERFORMANCE** – Double swagged end prevents bouncing and vibration keeping the bracket hanging at a perfect 90-degree angle behind the tire.
- ✓ **CAST MOUNTS** – One-Piece, Cast Mounts are made of tough high-impact steel which provides maximum strength and longer life.



### TRIPLE COIL BRACKET, SHORTIE

P/N	WEIGHT	DESCRIPTION	SIZE	LENGTH	MOUNTS
031-00133	19.70 lbs	Standard-Duty, Pair	0.63"	27.81"	Standard
031-01677	18.70 lbs	Standard-Duty, Pair	0.63"	27.81"	Narrow
034-00436	7.66 lbs	Standard-Duty, Single, Roadside	0.63"	27.81"	-
034-00437	7.66 lbs	Standard-Duty, Single, Curbside	0.63"	27.81"	-
031-00104	26.30 lbs	Heavy-Duty, Pair	0.75"	27.81"	Standard
031-00114	26.25 lbs	Heavy-Duty, Pair	0.75"	27.81"	End
034-00672	11.20 lbs	Heavy-Duty, Single, Roadside	0.75"	27.81"	-
034-00673	11.20 lbs	Heavy-Duty, Single, curbside	0.75"	27.81"	-

### DOUBLE COIL BRACKET, SHORTIE

P/N	WEIGHT	DESCRIPTION	SIZE	LENGTH	MOUNTS
031-00136	17.20 lbs	Standard-Duty, Pair	0.63"	27.81"	Standard
031-00146	18.20 lbs	Standard-Duty, Pair	0.63"	27.81"	End
034-00660	6.70 lbs	Standard-Duty, Single, Roadside	0.63"	27.81"	-
034-00661	6.70 lbs	Standard-Duty, Single, Curbside	0.63"	27.81"	-
031-00110	23.00 lbs	Heavy-Duty, Pair	0.75"	27.81"	Standard
031-00120	23.10 lbs	Heavy-Duty, Pair	0.75"	27.81"	End
034-00668	9.50 lbs	Heavy-Duty, Single, Roadside	0.75"	27.81"	-
034-00669	9.50 lbs	Heavy-Duty, Single, curbside	0.75"	27.81"	-

### EXTRA LONG DOUBLE COIL BRACKET, SHORTIE

P/N	WEIGHT	DESCRIPTION	SIZE	LENGTH	MOUNTS
031-00553	25.55 lbs	Heavy-Duty, Pair	0.75"	32.00"	Standard
034-00877	18.20 lbs	Heavy-Duty, Single, Roadside	0.75"	32.00"	-
034-00878	6.70 lbs	Heavy-Duty, Single, curbside	0.75"	32.00"	-

# MUD FLAP BRACKETS



## RIGHT ANGLE BRACKET, SHORTIE

P/N	WEIGHT	DESCRIPTION	SIZE	LENGTH	MOUNTS
031-00135	12.80 lbs	Standard-Duty, Pair	0.63"	27.81"	Standard
031-00155	13.20 lbs	Standard-Duty, Pair	0.63"	27.81"	End
031-01678	11.68 lbs	Standard-Duty, Pair	0.63"	27.81"	Narrow
034-00433	4.42 lbs	Standard-Duty, Single	0.63"	27.81"	-
031-00105	16.62 lbs	Heavy-Duty, Pair	0.75"	27.81"	Standard
031-00115	17.48 lbs	Heavy-Duty, Pair	0.75"	27.81"	End
034-00685	6.30 lbs	Heavy-Duty, Single	0.75"	27.81"	-



## AVAILABLE IN POINT-OF-PURCHASE BARREL

Need a retail option for mud flap bracket arms? Order a barrel filled with 40 Shortie .63" Right Angle Bracket Arms

**P/N: 031-00049**

*NOTE: Single shortie .63" right angle bracket arm is part number 034-00433*

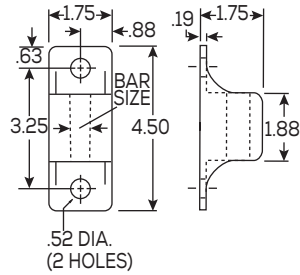
## 5" OFFSET BRACKET, SHORTIE

P/N	WEIGHT	DESCRIPTION	SIZE	LENGTH	MOUNTS
031-00139	13.50 lbs	Standard-Duty, Pair	0.63"	27.81"	Standard
031-00159	13.00 lbs	Standard-Duty, Pair	0.63"	27.81"	End
034-00434	4.90 lbs	Standard-Duty, Single, Roadside	0.63"	27.81"	-
034-00435	4.90 lbs	Standard-Duty, Single, Curbside	0.63"	27.81"	-
031-00106	17.21 lbs	Heavy-Duty, Pair	0.75"	27.81"	Standard
034-00688	6.60 lbs	Heavy-Duty, Single, Roadside	0.75"	27.81"	-
034-00689	6.60 lbs	Heavy-Duty, Single, Curbside	0.75"	27.81"	-

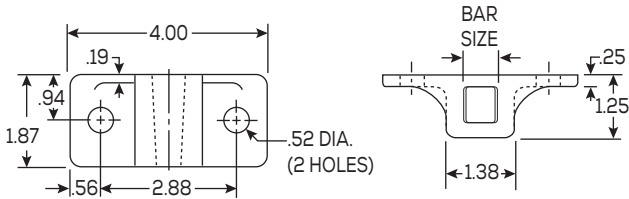
# MUD FLAP CAST MOUNTS

## STANDARD CAST MOUNT

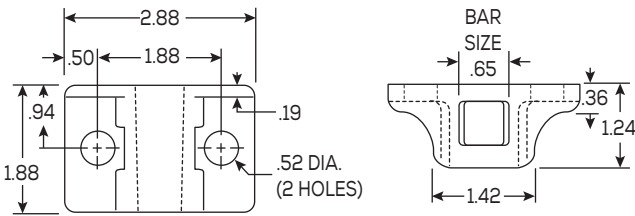
- Allows for relocation of brackets from one vehicle to another
- Steel construction with black E-coat or zinc finish
- Include two mounting sockets and all necessary hardware
- Patent [www.tramec.com/patents](http://www.tramec.com/patents)



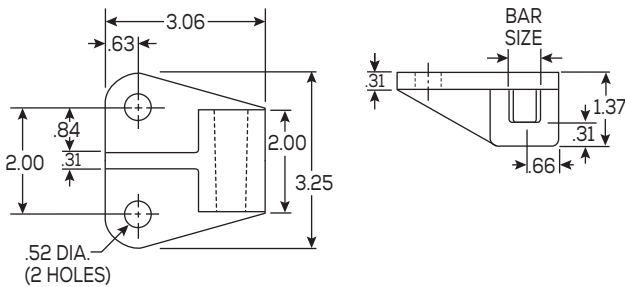
VERTICAL



REGULAR



NARROW




END MOUNT

P/N	WEIGHT	DESCRIPTION	BAR SIZE	FINISH
031-00891	3.69 lbs	Standard Cast Mount, Vertical	0.63"	E-Coat
031-00896	2.50 lbs	Standard Cast Mount, Regular	0.63"	E-Coat
031-00897	2.33 lbs	Standard Cast Mount, Regular	0.75"	E-Coat
031-00899	1.93 lbs	Standard Cast Mount, Narrow	0.63"	E-Coat
031-00889	3.23 lbs	Standard Cast Mount, End	0.63"	E-Coat
031-00894	3.11 lbs	Standard Cast Mount, End	0.75"	Zinc



## ANTI-SPRAY POLY MUD FLAPS - 5/16"

- Formulated and blended with a unique compound of elastomer for greater cold weather resistance to cracking and tearing
- Four slotted holes conform to TMC specs
- A straight ribbed pattern channels water downward to reduce road spray
- Reduces ice and snow build-up and stays effective longer



P/N	WEIGHT	DESCRIPTION	WIDTH	LENGTH	COLOR
033-02250	4.72 lbs	5/16" Anti-Spray Poly Mud Flap, Single	24"	24"	Black
033-02251	6.20 lbs	5/16" Anti-Spray Poly Mud Flap, Single	24"	30"	Black
033-02252	8.00 lbs	5/16" Anti-Spray Poly Mud Flap, Single	24"	36"	Black


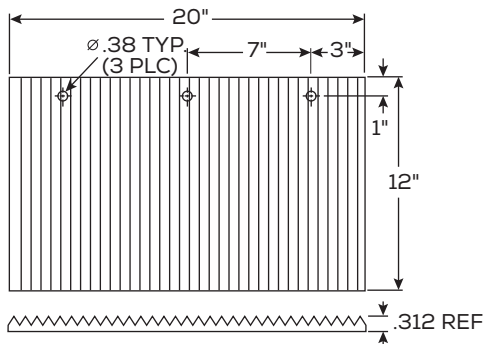
## POLY MUD FLAPS - 3/16"

- Formulated and blended with a unique compound of elastomer for greater cold weather resistance to cracking and tearing
- Four slotted holes conform to TMC specs
- Stays cleaner longer and are resistant to road chemicals, grease, oil, fuel, and salt



P/N	WEIGHT	DESCRIPTION	WIDTH	LENGTH	COLOR
033-01679	3.32 lbs	3/16" Poly Mud Flap, Single	24"	24"	Black
033-01680	4.16 lbs	3/16" Poly Mud Flap, Single	24"	30"	Black
033-01681	5.00 lbs	3/16" Poly Mud Flap, Single	24"	36"	Black
033-01122	3.32 lbs	3/16" Poly Mud Flap, Single	24"	24"	White
033-01123	4.16 lbs	3/16" Poly Mud Flap, Single	24"	30"	White
033-01124	5.00 lbs	3/16" Poly Mud Flap, Single	24"	36"	White

## MUD FLAP FOR SPRAY MASTER FRX-19 FULL ROUND FENDERS




P/N	WEIGHT	DESCRIPTION	WIDTH	LENGTH	COLOR
033-02254	1.80 lbs	Anti-Spray Poly Mud Flap for FRX-19 Fender, Single	20"	12"	Black




## AERODYNAMIC MUD FLAPS

When the safety and efficiency of your operation is at stake, more fleet operators trust **AeroFlap®**. The drag from traditional mudflaps literally fights your truck's ability to move down the road, acting like a set of parachutes dragging behind your rig. Designed for fuel-efficiency and safety, the AeroFlap's innovative design breaks up the trailing air vortex to reduce vehicle drag and reduce spray.

- ▮ Saves fuel by reducing drag
- ▮ Reduced spray increases visibility creating a safer environment for drivers and other motorists
- ▮ Eliminates need for anti-sail brackets due to the way the air is channeled and how it breaks up the trailing air vortex
- ▮ Open design vents excess heat away from wheels and brake systems, which reduces maintenance costs
- ▮ Patent [www.tramec.com/patents](http://www.tramec.com/patents)



## Effective Spray Control is Vital for your Fleet!





## AF-24 AEROFLAP SERIES FOR TRADITIONAL DUAL TIRES

- Best choice for full coverage spray control with traditional dual tire configurations
- All AF-24 models are 24" wide and available in lengths of 24", 30" and 36"




## AF-19 AEROFLAP SERIES FOR MODERN WIDE-BASE TIRES

- Perfect fit for super single wide-base tires
- Many fleets are replacing their dual tires with wide-base tires for added fuel economy and stability
- National Transportation Research Laboratory (ORNL) testing showed gas mileage increased nearly 3% with the use of the wider single tires
- 19" wide and available in 24" and 30" lengths



## CUSTOMIZE FOR YOUR NEEDS

- Designed to be easily cut-down for angled mud flap brackets
- All flaps are symmetrical (non-handed) for use curbside or roadside
- Other colors available upon request with minimum order commitments



P/N	WEIGHT	DESCRIPTION	COLOR	WIDTH	LENGTH
033-08052	2.70 lbs	AF-19, Shortie, Single	Black	19"	24"
033-08053	3.30 lbs	AF-19, Shortie, Single	Black	19"	30"
033-08050	2.90 lbs	AF-19, Straight, Single	Black	19"	24"
033-08051	3.50 lbs	AF-19, Straight, Single	Black	19"	30"
033-08000	3.30 lbs	AF-24, Shortie, Single	Black	24"	24"
033-08003	4.10 lbs	AF-24, Shortie, Single	Black	24"	30"
033-08005	4.90 lbs	AF-24, Shortie, Single	Black	24"	36"
033-08001	3.50 lbs	AF-24, Straight, Single	Black	24"	24"
033-08002	4.36 lbs	AF-24, Straight, Single	Black	24"	30"
033-08004	5.10 lbs	AF-24, Straight, Single	Black	24"	36"

## PLAIN TOP FLAPS

- Available in rubber or poly blend material
- Your choice of stainless or zinc plated steel mounting hardware that includes eight nuts, eight bolts, and eight washers
- Flap packaged sets contain two top flaps and flap hardware packaged set



P/N	WEIGHT	DESCRIPTION	HARDWARE	COLOR
031-00301	3.70 lbs	Plain Rubber Top Flaps, Packaged Set	Stainless Steel	Black
031-00242	3.70 lbs	Plain Rubber Top Flaps, Packaged Set	Zinc Plated Steel	Black
033-00011	1.70 lbs	Plain Rubber Top Flap, Single	-	Black
031-00320	1.20 lbs	Plain Poly Blend Top Flaps, Packaged Set	Stainless Steel	Black
031-00261	1.20 lbs	Plain Poly Blend Top Flaps, Packaged Set	Zinc Plated Steel	Black
033-00430	0.45 lbs	Plain Poly Blend Top Flap, Single	-	Black

## PLAIN TOP FLAP HARDWARE


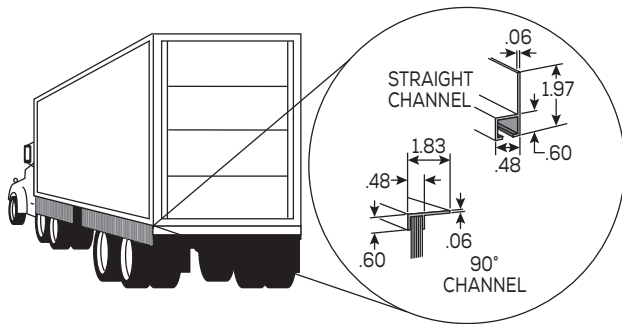
- For use with plain, custom, or OEM logo flaps
- Your choice of stainless or zinc plated steel that includes eight nuts, eight bolts, and eight washers in a plastic bag



P/N	WEIGHT	DESCRIPTION
031-00414	0.30 lbs	Hardware for Top Flaps, Zinc Plated Steel, Packaged Set
031-00415	0.30 lbs	Hardware for Top Flaps, Stainless Steel, Packaged Set

## SPRAY SUPPRESSION SKIRTING

- Air flows freely through the flexible filament
- Brush reduces spray to keep vehicles cleaner
- Significant spray reduction improves both driver and motorist visibility
- Each skirting packaged set comes in 8.00' sections with two spray suppression brushes (6.00", 9.00", or 12.00" length) and two aluminum channels (90° or straight mount)
- Special corrugated packaging allows parcel shipment of one to two kits per package



P/N	WEIGHT	DESCRIPTION	BRUSH LENGTH	CHANNEL
031-00716	11.28 lbs	Brush/Channel	6"	90°
031-00717	12.26 lbs	Brush/Channel	9"	90°
031-00718	15.00 lbs	Brush/Channel	12"	90°
031-00719	11.00 lbs	Brush/Channel	6"	Straight
031-00720	14.24 lbs	Brush/Channel	9"	Straight
031-00721	16.52 lbs	Brush/Channel	12"	Straight
032-00337	1.63 lbs	Channel Only	-	Straight
032-00338	1.46 lbs	Channel Only	-	90°
032-00340	2.83 lbs	Brush Only	6"	-
032-00341	4.17 lbs	Brush Only	9"	-
032-00342	4.09 lbs	Brush Only	12"	-

## CURVED BRUSH FOR SPRAY MASTER FR / FRX SERIES FENDERS

- Optional accessory for Spray Master FR Series Fenders
- Black nylon with stainless steel retainer
- Significant spray reduction improves both driver and motorist visibility
- Air flows through flexible filament skirting, reduces spray to keep vehicles cleaner
- Improved tab design on both ends makes installation much easier
- Packaged set includes two curved brushes and zinc self-taping screws with special protective coating

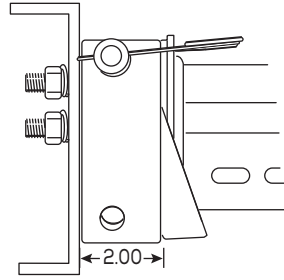


P/N	WEIGHT	DESCRIPTION	HARDWARE
031-01536	3.60 lbs	Spray Master FR-22 or FRX-22	Stainless Steel
031-01537	3.50 lbs	Spray Master FRX-19	Stainless Steel



## FB-27 REMOVABLE ADAPTER AND LOCK PIN

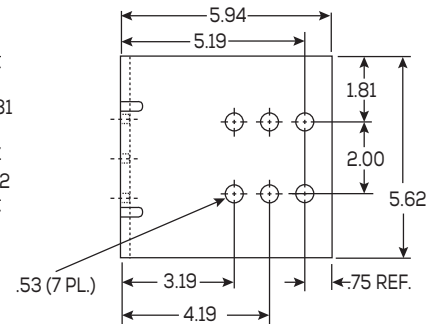
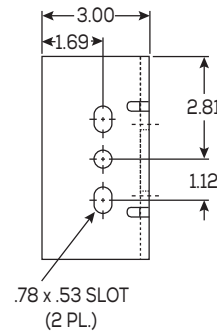
- Can be used with standard FB-27 and Shortie FB-27 models
- New hole pattern for use with wide bolt mud flap brackets
- Heavy-duty steel construction
- Case hardened steel, .50" diameter, spring loaded lock pin
- Two convenient locations for padlock usage
- Adapter set includes one bracket and hardware (lock pin, two bolts, nuts and washers)



P/N	WEIGHT	DESCRIPTION	CONSTRUCTION	PACKAGE	PKG QTY.
034-00416	4.60 lbs	Adapter Set	Black Primed Steel	Bulk Set	1
031-00056	0.43 lbs	Lock Pin	Case Hardened Steel	Single	1
031-00527	0.70 lbs	Lock Pin, Bolts, Nuts & Washers	-	Single	1

## UNIVERSAL MOUNTING ADAPTER


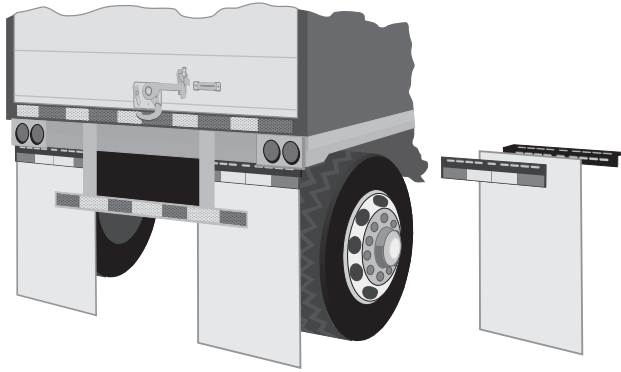
- Used in various bracket mounting applications



P/N	WEIGHT	DESCRIPTION	CONSTRUCTION
033-00374	3.20 lbs	Universal Mounting Adapter, Single	Black Primed Steel

## MUD FLAP MOUNTING ANGLES AND RETAINING STRAPS

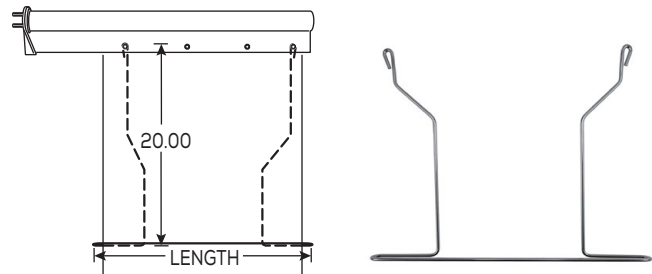
- Can be used to attach mud flap to fender
- Prevents tear out of mud flap holes
- .12" thick, heavy-duty steel construction, black E-coat finish



P/N	WEIGHT	DESCRIPTION	DIMENSION
033-00051	3.40 lbs	Mud Flap Mounting Angle, Single	2" X 2" x 27.5"
033-00053	1.45 lbs	Mud Flap Mounting Strap, Single	2" x 24"
033-04675	2.90 lbs	Mud Flap Retaining Strap with Reflective Tape	2" x 24"

## ANTI-SAIL BRACKETS - ONE PIECE DESIGN

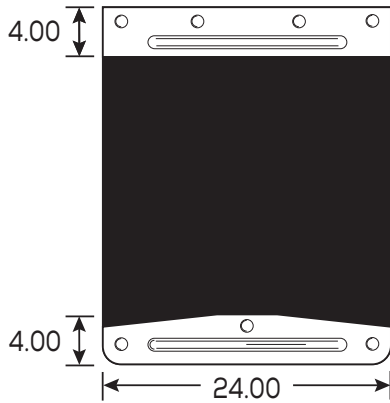

- Steel construction, black E-Coat, stainless, galvanized or chrome finish
- All models made from .31" diameter wire
- .38" diameter mounting eyes
- Accepts mud flaps up to 1" thick, including most spray suppression mud flaps



P/N	WEIGHT	DESCRIPTION	CONSTRUCTION	APPLICATION
033-00075	1.80 lbs	Anti-Sail Brackets, 26", Single	Chrome	Spring Loaded & Bar Brackets
033-00076	1.80 lbs	Anti-Sail Brackets, 26", Single	Stainless Steel	Spring Loaded & Bar Brackets
033-00078	1.80 lbs	Anti-Sail Brackets, 26", Single	Galvanized steel	Spring Loaded & Bar Brackets
033-00079	1.79 lbs	Anti-Sail Brackets, 26", Single	Black E-Coat	Spring Loaded & Bar Brackets
033-00882	1.90 lbs	Anti-Sail Brackets, 23" Single	Black E-Coat	Spring Loaded & Bar Brackets

## FLAP PLATES

- Mirror finish stainless steel plates with or without reflective tape attached
- Meets all requirements of the conspicuity law if reflectors are included
- Pre-punched square holes for use with carriage bolts
- No studs to break off
- Includes two plates with stainless steel hardware consisting of carriage bolts, nuts, and washers



P/N	WEIGHT	DESCRIPTION
031-00170	5.50 lbs	Two Upper and Two Lower Flap Plates with Stainless Steel Mounting Hardware
033-00297	2.35 lbs	Two Lower Flap Plates with Stainless Steel Mounting Hardware
031-01584	3.20 lbs	Two Stainless Steel Upper Plates w/ Reflective Tape & Stainless Steel Mounting Hardware

## STAINLESS STEEL OR ZINC HARDWARE

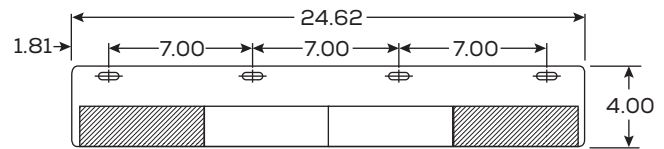
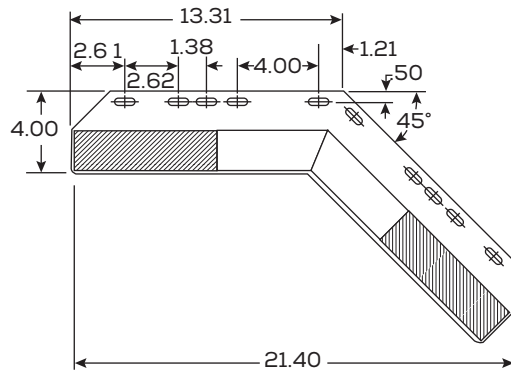

- Attaches mud flaps to any type of mud flap brackets
- Stainless steel hardware won't leave rust streaks on mud flaps
- Great P.O.P. display
- Consists of eight bolts (5/16" x 1.25 lg), eight nuts (5/16") and sixteen washers (5/16"), enough for one pair of mud flaps



P/N	WEIGHT	DESCRIPTION
031-01200	0.55 lbs	Mud Flap Hardware, Stainless Steel
031-01298	0.48 lbs	Mud Flap Hardware, Zinc

## CONSPICUITY PLATES, UNIVERSAL


- Can be used with any straight, shortie, bar or spring loaded bracket
- Available in aluminum, black E-coat aluminum, or stainless steel
- Reflective tape attached
- Universal, use either on roadside or curbside



P/N	WEIGHT	BRACKET TYPE	CONSTRUCTION
033-04263	0.60 lbs	Shortie	Aluminum
033-05041	0.66 lbs	Shortie	Black E-Coat
033-05043	1.95 lbs	Shortie	Stainless Steel
033-04259	0.30 lbs	Straight	Aluminum
033-05040	0.65 lbs	Straight	Black E-Coat
033-05042	1.70 lbs	Straight	Stainless Steel

## DOT-C2 REFLECTIVE TAPE

- DOT-C2 certified, exceeds NHTSA requirements
- Highly reflective, even up to a 90-degree angle
- Quick and easy to apply

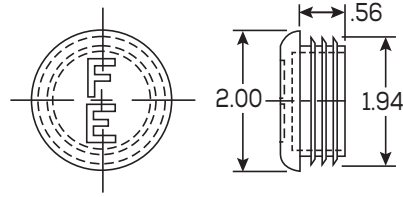


P/N	WEIGHT	DESCRIPTION	LENGTH	PATTERN
997-75000	0.02 lbs	Strip	24" x 2"	6" Red x 6" White pattern
997-75003	2.95 lbs	Roll	150 feet	6" Red x 6" White pattern
997-75004	2.75 lbs	Roll	150 feet	7" Red x 11" White pattern
997-75005	1.17 lbs	Roll	150 feet	All White

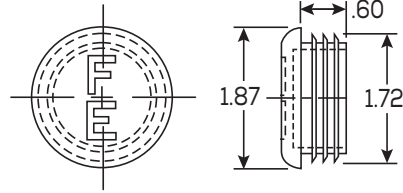
# END CAPS

## END CAPS

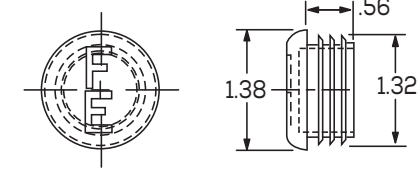
- Gives mounts, fenders, & mud flap brackets a finished appearance
- Black polypropylene construction
- Includes two end caps and, if applicable, reflectors



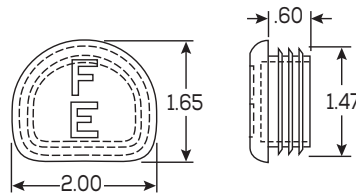
P/N  
031-01277



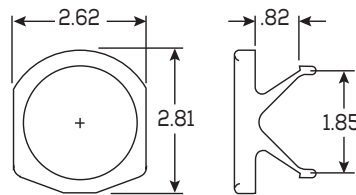
P/N  
031-01211



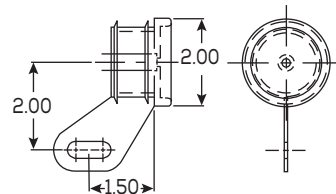
P/N  
031-01281



P/N  
031-01225



P/N  
031-01502



P/N  
031-01269






CAP DESIGN	REFLECTORS	WHERE USED
Triple Fin	No	<ul style="list-style-type: none"> <li>-AeroSlipper Quarter Fender</li> <li>-Low Mount Standard Quarter Fenders, both stainless and aluminum</li> <li>-Spray Master offset stainless mount at frame connection</li> <li>-Spray Master offset black E-Coat mount at frame connection</li> <li>-Standard duty fender end mount support tube (031-00095)</li> <li>-FB-27 black E-Coat models</li> </ul>
Triple Fin	No	<ul style="list-style-type: none"> <li>-Traditional tandem fender mounts with round tubes</li> <li>-Spray Master mounts, at end of tube only</li> <li>-Heavy-duty mounts</li> <li>-X-FLEX Multi-Mount U and TR</li> <li>-Pivot Bar bulk set</li> </ul>
Triple Fin	No	Master Mount line for Spray Master fenders
Triple Fin	No	Traditional tandem fender mounts with flattened tubes
Clip-in Tabs	Yes	Hellcat® models
Bolt Tab	Yes	FB-27 product line, both black E-Coat and stainless

# CARGO CONTROL

## IN THIS SECTION:

SL-30 Hydraulic Cargo Bars .....	90	End Guides.....	98
SL-20 Hydraulic Cargo Bars .....	93	Pump Handle Assembly .....	98
SL-10 Hydraulic Cargo Bars .....	94	Snap & Release Button.....	98
Aluminum Hoops .....	95	End Foot Replacements .....	99
Cargo Bar Storage Racks .....	96	Hoop Replacement Parts.....	100
XL Extension Tube .....	96	Cargo Bar Exploded Views.....	101
Replacement Hydraulic Systems .....	97	Corner Protectors .....	103
Roll Pins .....	98	Tie Down Rings.....	104



# ADVANCED CARGO MANAGEMENT SOLUTIONS FOR SECURING LOADS & REDUCING TRANSIT DAMAGE

Engineered for durability and versatility, Save-A-Load® hydraulic cargo bars are the toughest, yet lightest, most effortless cargo bars available

## EASY, SAFE, AND SECURE

Save-A-Load's integrated hydraulic pump maintains a constant pressure to keep your cargo in place without falling or causing damage to trailer walls. When you're ready to unload, the bar releases with the simple push of a button!

We offer Save-A-Load bars in three sizes to meet your light, medium, and heavy duty cargo needs.

## CUSTOMIZE YOUR CARGO BAR SOLUTION

Save-A-Load bars are available with numerous options that combine to build the perfect cargo bar for your application.

### ↔ FEET

Choose from numerous combinations of foot options to perfectly suit your needs. Styles include fixed and articulating rubber feet, f-track, and e-track ends.

### ⌈ HOOPS

Adding a hoop increases the footprint of your Save-A-Load bar to make securing your freight even easier. Lightweight, aluminum hoops are available for all cargo bar sizes.

### 🛡️ STAINLESS STEEL HARDWARE

Hazards exist even in cargo. Stainless steel hardware adds protection from dangerous gases, solvents, liquids, vapors or dust on cargo loads.



### 🎨 COLORS

Select from a wide spectrum of powder coated color options to keep your bars looking as good as you do.

### ⚙️ WARRANTY & REPLACEMENTS

Save-A-Load bars are built for excellent performance. Like all bars, they will work better when used frequently, taken care of and stored properly. Mishandling may cause damage and require replacement parts. Genuine replacement parts are available for all cargo bars and hoops.

All Save-A-Load bars have a conditional Lifetime Warranty to the original purchaser. For details, visit our website at [HD.TRAMEC.COM](http://HD.TRAMEC.COM)



# SL-30 CARGO BARS



## SL-30 HEAVY DUTY CARGO BARS



- Perfect for use in beverage trucks, dry vans, reefers, furniture trucks and more...
- Holds position even when the trailer walls flex due to road conditions, vibrations or temperature fluctuations
- Internal pressure relief valve prevents over compressing to minimize trailer/body wall damage
- Easy release push button instantly removes bars from position with one hand, with or without gloves
- Effortless and safe for operators with balanced weight distribution, no pinch points or heavy castings
- Aluminum and composite materials are corrosion free and safe in sensitive FDA load environments
- Lightweight system makes cargo bars and hoops easy to install, remove, and store
- Pressurized spring holds the bar in place while adding multiple bars/hoops on the same load – no dropping to the floor
- Use in vertical, horizontal, or diagonal positions with many end configurations
- Designed & Made in the USA!



## SL-30 CARGO BARS With Articulating Feet on Both Ends

BAR ONLY	3-CROSS HOOP	5-CROSS HOOP	COLOR/FINISH	SS HARDWARE
080-01000	080-01200	080-01300	Mill Finish	-
080-01002	080-01202	080-01302	Red	-
080-01006	080-01206	080-01306	Pink	-
080-01007	080-01207	080-01307	Black	-
080-01056	CUSTOM	CUSTOM	Mill Finish	✓
080-01058	CUSTOM	CUSTOM	Red	✓
080-01062	CUSTOM	CUSTOM	Pink	✓
080-01063	CUSTOM	CUSTOM	Black	✓

**NOTE:** For 2-pack add -2 at the end of the part number; Hoop options are shipped attached to the bar and incur additional freight charges



## SL-30 CARGO BARS With Fixed Feet on Both Ends

BAR ONLY	3-CROSS HOOP	5-CROSS HOOP	COLOR/FINISH
080-01008	080-01208	080-01308	Mill Finish
080-01010	080-01210	080-01310	Red
080-01014	080-01214	080-01314	Pink
080-01015	080-01215	080-01315	Black



## SL-30 CARGO BARS With Articulating Foot and Fixed Foot

BAR ONLY	3-CROSS HOOP	5-CROSS HOOP	COLOR/FINISH
080-01048	080-01248	080-01348	Mill Finish
080-01050	080-01250	080-01350	Red
080-01054	080-01254	080-01354	Pink
080-01055	080-01255	080-01355	Black



## SL-30 CARGO BARS With Articulating Foot and F-Track

BAR ONLY	3-CROSS HOOP	5-CROSS HOOP	COLOR/FINISH
080-01016	080-01216	080-01316	Mill Finish
080-01018	080-01218	080-01318	Red
080-01022	080-01222	080-01322	Pink
080-01023	080-01223	080-01323	Black

**NOTE:** For 2-pack add -2 at the end of the part number; Hoop options are shipped attached to the bar and incur additional freight charges




# SL-30 CARGO BARS




**SL-30 CARGO BARS**  
With Fixed Foot and F-Track

BAR ONLY	3-CROSS HOOP	5-CROSS HOOP	COLOR/FINISH
080-01024	080-01224	080-01324	Mill Finish
080-01026	080-01226	080-01326	Red
080-01030	080-01230	080-01330	Pink
080-01031	080-01231	080-01331	Black



**SL-30 CARGO BARS**  
With E-Track Both Ends

BAR ONLY	3-CROSS HOOP	5-CROSS HOOP	COLOR/FINISH
080-01032	080-01232	080-01332	Mill Finish
080-01034	080-01234	080-01334	Red
080-01038	080-01238	080-01338	Pink
080-01039	080-01239	080-01339	Black



**SL-30 CARGO BARS**  
With F-Track Both Ends

BAR ONLY	3-CROSS HOOP	5-CROSS HOOP	COLOR/FINISH
080-01040	080-01240	080-01340	Mill Finish
080-01042	080-01242	080-01342	Red
080-01046	080-01246	080-01346	Pink
080-01047	080-01247	080-01347	Black

**NOTE:** For 2-pack add -2 at the end of the part number; Hoop options are shipped attached to the bar and incur additional freight charges

## SL-20 MEDIUM DUTY CARGO BARS

A smaller version of the heavy duty bar with all the same great features but instead the SL-20's pressure-limiting valve is set at a PSI specifically designed to stay put in a transport vehicle, such as a Sprinter van.



- Holds position even when the trailer walls flex due to road conditions, vibrations or temperature fluctuations
- Internal pressure relief valve prevents over compressing to minimize trailer/body wall damage
- Easy release push button instantly removes bars from position with one hand, with or without gloves
- Effortless and safe for operators with balanced weight distribution, no pinch points or heavy castings
- Aluminum and composite materials are corrosion free and safe in sensitive FDA load environments
- Lightweight system makes cargo bars and hoops easy to install, remove, & store
- Pressurized spring holds the bar in place while adding multiple bars/hoops on the same load – no dropping to the floor
- Use in vertical, horizontal, or diagonal positions
- Designed & Made in the USA!




**SL-20 CARGO BARS**  
With Articulating Feet on Both Ends

PART NUMBER	END CONFIGURATION	COLOR/FINISH
080-01072	Articulating Feet Both Ends	Mill Finish
080-01074	Articulating Feet Both Ends	Red
080-01078	Articulating Feet Both Ends	Pink
080-01079	Articulating Feet Both Ends	Black

**NOTE:** For 2-pack add -2 at the end of the part number

# SL-10 CARGO BARS



## SL-10 LIGHT DUTY CARGO BARS

The SL-10 Series Cargo Bar solves the sliding cargo problem for everyday pickups, vans and SUVs. Use this bar to secure everything from groceries to plants, or even heavy equipment such as large tool or gun boxes.

The SL-10 uses the same hydraulic pump technology as our standard heavy duty bars and is easy to use and install. The pressure-limiting valve and various end configurations will not damage the walls of your vehicle.

Hauling items in your everyday vehicle is easy with the SL-10 Cargo Bar!



## SL-10 CARGO BARS

PART NUMBER	END CONFIGURATION	FINISH	STAINLESS STEEL HARDWARE
080-01500	Articulating Feet Both Ends	Mill Finish	-
080-01501	Articulating Foot and Fixed Foot	Mill Finish	-
080-01502	Articulating Feet Both Ends	Mill Finish	✓
080-01503	Articulating Foot and Fixed Foot	Mill Finish	✓





## INCREASE YOUR FOOTPRINT WITH ALUMINUM HOOPS

Heavy, loose, or bulky items will stay even more safe & secure when you add our lightweight hoops to your cargo bars. Each hoop is constructed with aluminum square tubing and aluminum rivets for strength & durability. Plus, they're easy to install with supplied hardware.



### 3-CROSS MEMBER HOOPS FOR SL-30 CARGO BARS

PART NUMBER	SIZE	ASSEMBLY	SS HARDWARE	QTY
080-HP11-CR NS-10	24" x 74"	Assembled	✓	10
080-HP11-CR-10	24" x 74"	Assembled	-	10
080-HP11-UCR NS	24" x 74"	Unassembled	✓	1
080-HP11-UCR	24" x 74"	Unassembled	-	1


### 5-CROSS MEMBER HOOPS FOR SL-30 CARGO BARS

PART NUMBER	SIZE	ASSEMBLY	SS HARDWARE	QTY
080-HP11-DR NS-10	24" x 74"	Assembled	✓	10
080-HP11-DR-10	24" x 74"	Assembled	-	10
080-HP11-UDR NS	24" x 74"	Unassembled	✓	1
080-HP11-UDR	24" x 74"	Unassembled	-	1

### HOOPS FOR SL-10 AND SL-20 CARGO BARS

PART NUMBER	BAR	SIZE	ASSEMBLY	SS HARDWARE	QTY
080-HP11-ASV	SL-20	24" x 48"	Assembled	-	1
080-HP11-UASV	SL-20	24" x 48"	Unassembled	-	1
080-HP10-AR	SL-10	24" x 38"	Assembled	-	1
080-HP10-UAR	SL-10	24" x 38"	Unassembled	-	1
080-HP10-AR NS	SL-10	24" x 38"	Assembled	✓	1
080-HP10-UAR NS	SL-10	24" x 38"	Unassembled	✓	1

**NOTE:** All assembled hoops incur additional freight charges. For bars with hoops attached, see individual cargo bar pages or call customer service.








## STORAGE AND SECURITY

Protect & secure your cargo bar investment by locking up your cargo bars with our exclusive anti-theft rack.

Finding a way to store cargo bars when not in use has always been a challenge, especially during transit. Bars must be secured to avoid becoming projectiles in an accident.

- Polyurethane Compartments Securely Hold up to Three Cargo Bars of any Size
- Can be Locked with any Padlock to Prevent Cargo Bar Theft
- Powder Coated Steel for High Strength
- Stainless Steel Hinge for Extended Use
- Includes Universal Mounting Plates

P/N	DESCRIPTION
080-ATR-20	Vertical Save-A-Load Anti-Theft Rack
080-ATR-30	Horizontal Save-A-Load Anti-Theft Rack



VERTICAL ANTI-THEFT RACK



HORIZONTAL ANTI-THEFT RACK

## XL EXTENSION TUBE

Does your application require a longer heavy duty bar? With our XL Tube, you can extend any SL-30 cargo bar up to 126". Simply replace the standard extension end with our extra long extension tube.

- XL Extension Tube increases the length range of any SL-30 from 84"-114" to 92"-126"
- Available only with an articulating or fixed foot
- For use with SL-30 cargo bars only

P/N	DESCRIPTION
080-R045XL	XL Extension Tube with Articulating Foot
080-R055XL	XL Extension Tube with Fixed Foot



Save-A-Load® bars are built for excellent performance. Like all cargo bars, they will work better when used frequently, taken care of and stored properly. Mishandling may cause damage and require replacement parts. Genuine replacement parts are available for all cargo bars and hoops.

## HYDRAULIC SYSTEM REPLACEMENT WARRANTY

Fleet Engineers warrants to the owner that if the hydraulic system fails within the first 12 months of service, Fleet Engineers will replace the hydraulic pump free of charge upon inspection. Inspections are made and pump failure determined by an authorized Save-A-Load representative. In the event your hydraulic pump needs inspection within the first 12 months of service, please contact our customer service department at 800-336-7778. You will be asked to provide the proof of service dates and the hydraulic pump serial number. For products subject to this warranty, you will be provided a Returned Goods Authorization (RGA) number and warranty service instructions. Upon inspection, Fleet Engineers will credit standard shipping costs on the return of a failed hydraulic system and a new hydraulic pump, including shipment. Purchaser is responsible for the costs of special shipping requests.

There will be a warranty service charge for replacement of hydraulic systems in service longer than one year. Please do not send back your worn out or damaged hydraulic system. The warranty services charge does not include the shipping or handling of hydraulic system replacement.

Fleet Engineers shall not be liable for any consequential or incidental damages including but not limited to claims for lost profits or business interruption. In no case shall damages hereunder exceed the purchase price of the cargo bar. Freight charges on any returned components to be prepaid by the customer to Fleet Engineers. There may be a labor charge plus return freight for customer repairable bars sent back for repair.

## REPLACEMENT HYDRAULIC SYSTEMS

May be covered under warranty

P/N	DESCRIPTION
080-PI	SL-10 Hydraulic System
080-R099	SL-20 Hydraulic System
080-R091**	SL-30 Hydraulic System

\*\*Add -25 to part number for 25/pack

# CARGO BAR REPLACEMENT PARTS


## ROLL PINS

P/N	DESCRIPTION
080-A107-50	1/4" x 1-3/4" Roll Pin for Main Tube
080-A107SS-50	1/4" x 1-3/4" Roll Pin for Main Tube - Stainless Steel
080-A108-50	1/8" x 1-3/4" Roll Pin for Extension Collar
080-A091-50	1/8" x 1-1/2" Roll Pin for Attaching Feet
080-A051-50	1/8" x 1-1/4" Roll Pin for Main Tube
080-A050-50	1/8" x 1" Roll Pin for Attaching Feet
080-604	1/8" x 4" Roll Pin Punch
080-6516	1/4" x 8" Roll Pin Punch



## END GUIDES

P/N	DESCRIPTION
080-R021	SL-10 End Guide
080-R020**	SL-30/SL-20 End Guide



## PUMP HANDLE ASSEMBLY

For All Save-A-Load® Hydraulic Cargo Bars

P/N	DESCRIPTION
080-R131**	Pump Handle Assembly
080-A145-100	Bracket Screws - Zinc - 100/pack
080-A145SS-100	Bracket Screws - Stainless - 100/pack



## SNAP BUTTON

For All Save-A-Load® Hydraulic Cargo Bars

P/N	DESCRIPTION
080-A151**	Snap Button - Zinc
080-A151SS**	Snap Button - Stainless Steel



## RELEASE BUTTON

For All Save-A-Load® Hydraulic Cargo Bars

P/N	DESCRIPTION
080-H113**	Cover for Release Button
080-R010**	Release Button Assembly w/ Cover



\*\* Add -25 to part number for 25/pack

# CARGO BAR REPLACEMENT PARTS



080-R060R



080-R045R or  
080-R045XL



080-R111R




080-R070



080-R055R or  
080-R055XL



080-R121



080-R036



080-R035



080-R122



080-R028



080-R027



080-PRDP



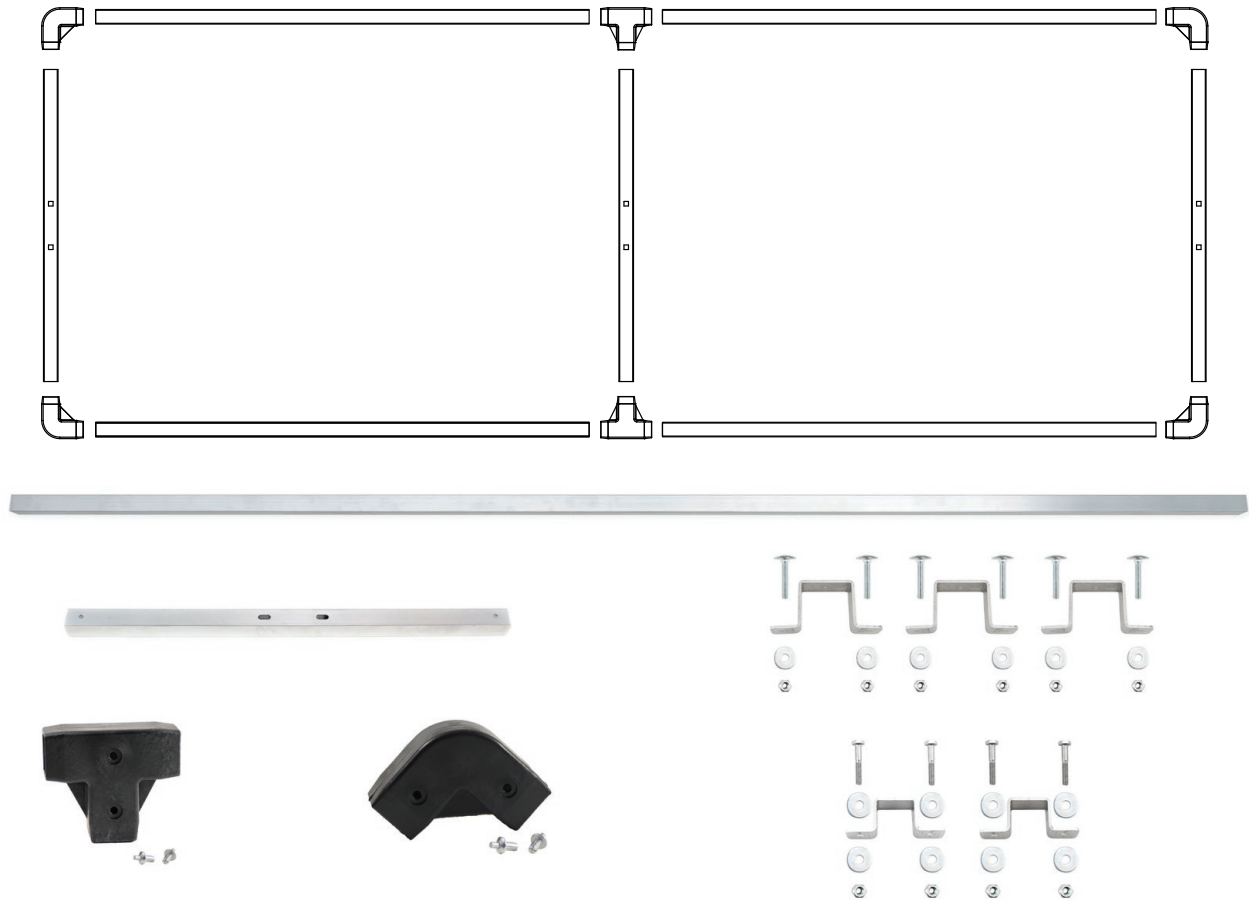
080-R031

## END FOOT REPLACEMENTS

\*Add -10 to part number for 10/pack \*\* Add -25 to part number for 25/pack

PART NUMBER	CARGO BAR	DESCRIPTION
080-R060R**	SL-30/SL-20	Articulating Foot with Reinforced Ankle and Roll Pins
080-R045R*	SL-30/SL-20	Articulating Foot with Extension Tube, includes Snap Button
080-R045XL	SL-30	Articulating Foot with XL Extension Tube and Reinforced Collar
080-R111R**	SL-30/SL-20	Articulating Foot with Power Rod Assembly, includes End Guides
080-R070**	SL-30/SL-20	Fixed Foot with Roll Pins
080-R055R*	SL-30/SL-20	Fixed Foot with Extension Tube, includes Snap Button
080-R055XL	SL-30	Fixed Foot with XL Extension Tube and Reinforced Collar
080-R121**	SL-30/SL-20	Fixed Foot with Power Rod Assembly, includes End Guides
080-R036	SL-30/SL-20	E-Track with Roll Pins
080-R035	SL-30/SL-20	F-Track with Roll Pins
080-R122	SL-30/SL-20	F-Track with Power Rod Assembly, includes End Guides
080-R027	SL-10	Fixed Foot with Roll Pins for the Extension Tube End
080-R028	SL-10	Articulating Foot with Roll Pins for the Extension Tube End
080-PRDP	SL-10	Articulating Foot with Power Rod
080-R031	SL-30/SL-20	Extension Tube Collar and Roll Pin

# HOOP REPLACEMENT PARTS

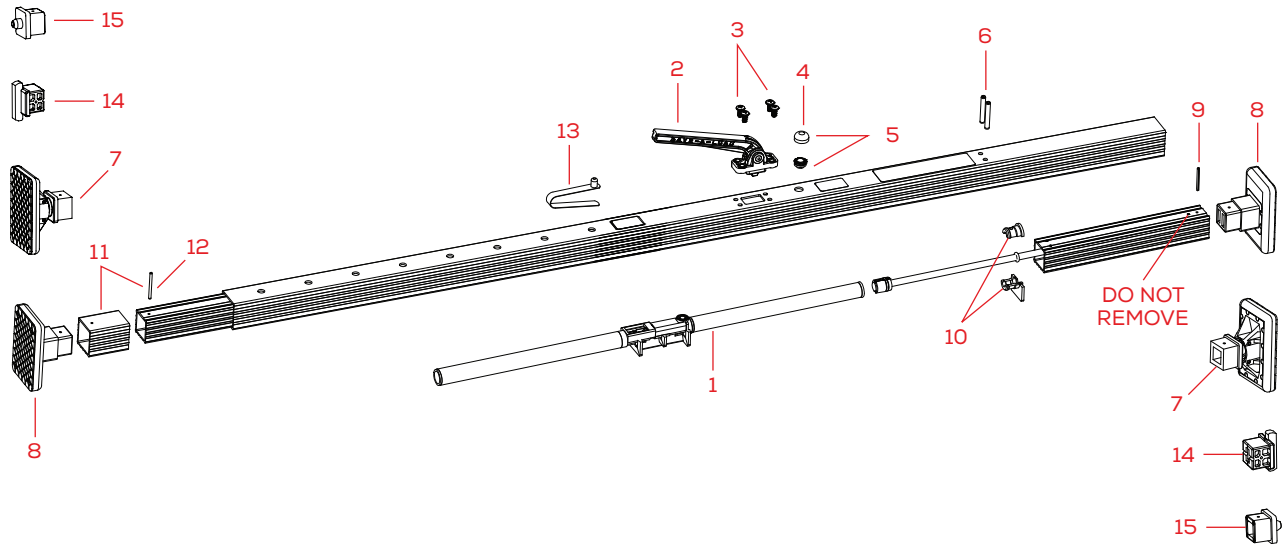


PART NUMBER	DESCRIPTION
080-R085R	Hoop Conversion Kit: Convert from three cross member hoop to five cross member hoop Includes: (2) cross members + (4) T-pieces + (8) drive rivets
080-R086R	Hoop Cross Member Kit: Repairing 080-HP11-CR or 080-HP11-DR Includes: (1) cross member + (2) T-pieces + (4) drive rivets
080-R087R**	Hoop Elbow Replacement Kit Includes: (1) corner piece + (2) drive rivets
080-R088R**	Hoop Tee Replacement Kit Includes: (1) T-piece + (2) drive rivets
080-RHP20	Hoop Side Member Kit: Replacement for 080-HP11-CR and 080-HP11-DR Includes: (1) side member + (5) drive rivets
080-RHP21**	Hoop Cross Member Kit: Replacement for 080-HP10-AR, 080-HP11-CR and 080-HP11-DR Kit includes: (1) cross member + (5) drive rivets
080-R080* **	Zinc Hoop Hardware Kit for attaching hoops to all SL-30 & SL-20 cargo bars. Included with purchase of 080-HP11-CR and 080-HP11-DR hoops
080-R080SS* **	Stainless Steel Hoop Hardware Kit for attaching hoops to all SL-30 & SL-20 cargo bars. Included with purchase of 080-HP11-CR NS and 080-HP11-DR NS hoops
080-R081**	Zinc Hoop Hardware Kit for attaching 080-HP10-AR to item SL-10 cargo bars Included with the purchase of the hoop
080-R081SS**	Stainless Steel Hoop Hardware Kit for attaching 080-HP10-AR NS to item SL-10 cargo bars Included with the purchase of the hoop
080-R089R	Replacement Aluminum Rivets - 50/pack

\*Add -10 to part number for 10/pack

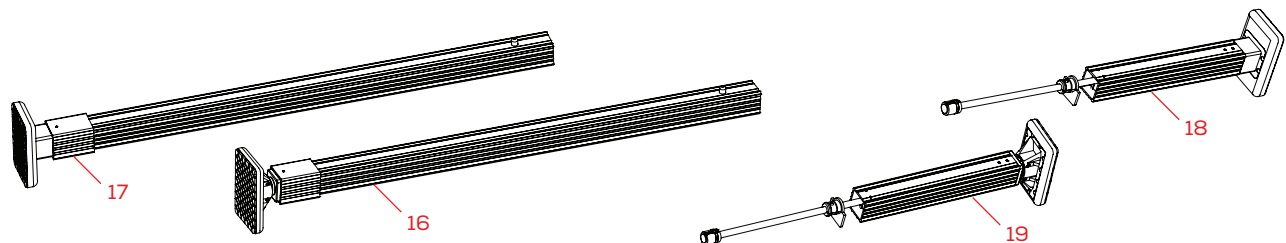
\*\*Add -25 to part number for 25/pack

# SL-20 & SL-30 EXPLODED VIEW



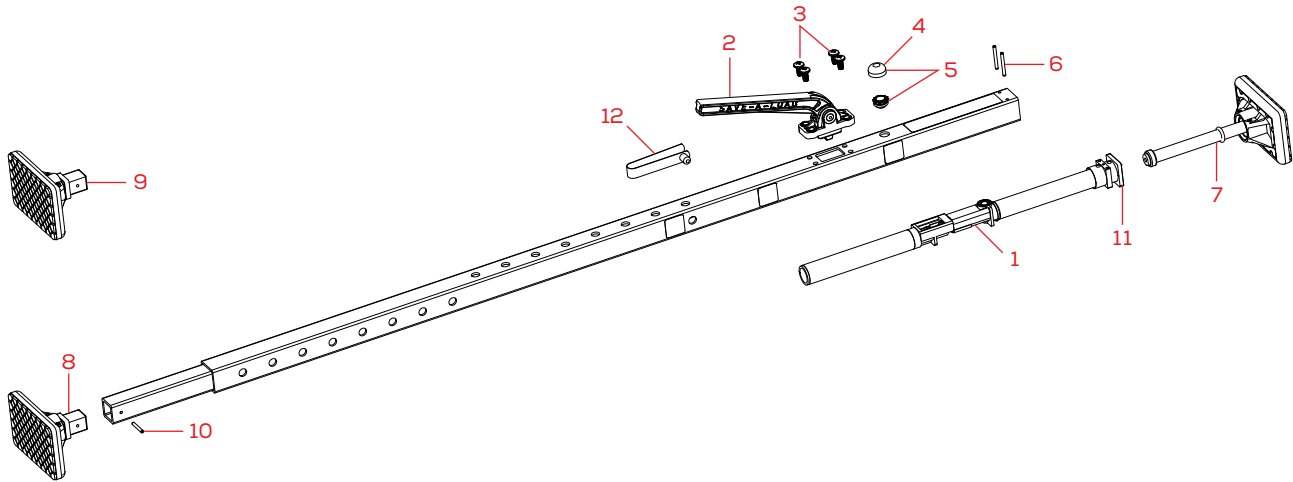
## SL-20 & SL-30 COMPONENTS

#	PART NUMBER	DESCRIPTION
1	080-R091	Heavy Duty Hydraulic System for SL-30 & SL-20 Cargo Bars
2	080-R131	Pump Handle Assembly
3	080-A145-100	Bracket Screw (Zinc)
	080-A145SS-100	Bracket Screw (Stainless Steel)
4	080-H113	Release Button Cover
5	080-R010	Release Button Assembly w/Cover
6	080-A107-50	Roll Pin 1/4" x 1-3/4" for Main Tube (Zinc)
7	080-R060R	Articulating Foot with Roll Pin
8	080-R070	Fixed Foot with Roll Pin
9	080-A091-50	Roll Pin 1/8" x 1-1/2" for foot without extension tube collar
10	080-R020	End Guide Assembly
11	080-R031	Extension Tube Collar and Roll Pin
12	080-A108-50	Roll Pin 1/8" x 1-3/4" (Zinc)
13	080-A151	Snap Button (Zinc)
	080-A151SS	Snap Button (Stainless Steel)
14	080-R036	E-Track Foot with Roll Pin
15	080-R035	F-Track Foot with Roll Pin
16	080-R045R	Extension Tube with Articulating Foot
17	080-R055R	Extension Tube with Fixed Foot
18	080-R121	Power Tube & Power Rod with Fixed Foot and End Guides
19	080-R111R	Power Tube & Power Rod with Articulating Foot and End Guides
-	080-R122	Power Tube & Power Rod with F-Track Foot and End Guides





# SL-10 EXPLODED VIEW



## SL-10 COMPONENTS

#	PART NUMBER	DESCRIPTION
1	080-PI	Hydraulic System for SL-10 Cargo Bars with End Guide
2	080-R131	Pump Handle Assembly
3	080-A145-100	Bracket Screw (Zinc)
	080-A145SS-100	Bracket Screw (Stainless Steel)
4	080-H113	Release Button Cover
5	080-R010	Release Button Assembly with Cover
6	080-A051-50	Roll Pin 1/8" x 1-1/4" for Main Tube (Stainless Steel)
7	080-PRDP	Articulating Foot with Power Rod
8	080-R028	Articulating Foot for Extension Tube End with Roll Pin
9	080-R027	Fixed Foot for Extension Tube End with Roll Pin
10	080-A050-50	Roll Pin 1/8" x 1" for Foot (Zinc)
11	080-R021	End Guide Assembly
12	080-A151	Snap Button (Zinc)
	080-A151SS	Snap Button (Stainless Steel)

## STEEL CORNER PROTECTOR

For Steel Coils

- Protects both cargo and strap
- Holds chain or straps up to 3" wide
- Provides excellent protection when used with coils



P/N	DESCRIPTION
982-00255	Steel Corner Protector for Steel Coils

## STEEL CORNER PROTECTOR

- Protects loads and tie-down equipment
- Helps prevent load from loosening due to cutting into product
- Use in a variety of applications such as timber, sheet rock, etc.
- For use with cable and chains
- Hot dipped galvanized finish



P/N	DESCRIPTION
982-00302	Steel Corner Protector

## SLOTTED PLASTIC CORNER PROTECTOR

- For maximum performance, thread straps through slots on both ends
- Extra large ears help keep strap in the proper position
- Fits 4" straps - 100 per box



P/N	DESCRIPTION
982-00256	5.25" Black Slotted Corner Protector

## RIBBED PLASTIC CORNER PROTECTORS

- Use in a variety of applications
- Protects cargo and is easy to use
- Vertical ribs add strength
- For use with straps up to 4" wide
- Black polypropylene construction
- Made in the USA!



P/N	RIBS	SLOT(S)	LENGTH
982-00317	2 Ribs	1 Center	12"
982-00318	4 Ribs	1 Center	24"
982-00319	6 Ribs	1 Center	36"
982-00320	8 Ribs	2 End	48"

# TIE-DOWN RINGS

## TIE-DOWN RINGS

- Tie down anchor for chains, ratchet straps, tarp straps, etc
- Black primed finish on D-Ring
- Plain finish on Stamped Steel Weld Clip to be welded to metal surfaces

- Black primed finish on Bolt-On Mounting Bracket with holes on 2" centers with overall length of 3"
- FOR LOAD SECUREMENT PURPOSES ONLY



1/2" D-RING WITH WELD CLIP



1/2" D-RING WITH BOLT-ON BRACKET

P/N	DESCRIPTION	SIZE	WORKING LOAD	BREAKING STRENGTH	INSIDE DIMENSIONS
982-00270	1/2" D-Ring and Weld Clip, Bulk Set	0.50"	5,000 lbs	15,000 lbs	2.38" x 2.5"
982-00212	1/2" D-Ring Only	0.50"	5,000 lbs	15,000 lbs	2.38" x 2.5"
982-00239	1/2" Weld Clip Only	0.50"	-	-	-
982-00046	D-Ring and Weld Clip, Bulk Set	0.62"	6,000 lbs	18,000 lbs	3.5" x 2.88"
982-00049	D-Ring Only	0.62"	6,000 lbs	18,000 lbs	3.5" x 2.88"
982-00048	Weld Clip Only	0.62"	-	-	-
982-00271	5/8" D-Ring with Weld Clip	0.625"	8,000 lbs	24,000 lbs	3" x 3"
982-00214	5/8" D-Ring Only	0.625"	8,000 lbs	24,000 lbs	3" x 3"
982-00240	5/8" Stamped Steel Weld Clip Only	0.625"	-	-	-
982-00272	3/4" D-Ring with Weld Clip	0.75"	10,000 lbs	30,000 lbs	3" x 3"
982-00216	3/4" D-Ring Only	0.75"	10,000 lbs	30,000 lbs	3" x 3"
982-00242	3/4" Stamped Steel Weld Clip Only	0.75"	-	-	-
982-00274	1" D-Ring and Weld Clip, Bulk Set	1.00"	16,000 lbs	48,000 lbs	3" x 4"
982-00221	1" D-Ring Only	1.00"	16,000 lbs	48,000 lbs	3" x 4"
982-00243	1" Stamped Steel Clip Only	1.00"	-	-	-

## RECESSED LASHING RINGS

- Formed 1/8" steel pan houses a ductile iron ring which folds down into pan
- 982-00260 requires 7/8" clearance below surface
- 982-00268 is for use in van bodies



982-00260



982-00268

P/N	DESCRIPTION	WORKING LOAD	BREAKING STRENGTH
982-00260	Recessed Lashing Ring, 4.88" x 4.5"	2,000 lbs	5,000 lbs
982-00268	Recessed Lashing Ring, 4" x 3.69"	1,500 lbs	3,500 lbs

## SURFACE MOUNTED ROPE RING

- Surface mounted pan with .25" ring

P/N	DESCRIPTION	WORKING LOAD	BREAKING STRENGTH
982-00257	Surface Mounted Rope Ring, 4" dia.	400 lbs	1,200 lbs



# DOOR SYSTEMS

## DOORS THAT ARE EASY TO INSTALL, OPERATE AND MAINTAIN

When you choose a Door System from Fleet Engineers, you can be confident it has been engineered to serve your needs!

From our installation-optimized, OEM-designed systems to the most complete line of aftermarket hardware and replacement parts in the industry, we set the new benchmark for quality and progressive door solutions.


*Patent [www.tramec.com/patents](http://www.tramec.com/patents)*





## IN THIS SECTION:

Trim-to-Fit Door Solutions.....	108	Roll-Up Door Operators .....	128
PrecisionTrak Recessed Doors.....	110	Roll-Up Door Handles.....	134
PrecisionTrak Flush Mount Doors .....	112	Roll-Up Door Cables .....	135
PrecisionTrak Replacement Panels.....	114	Roll-Up Door Seals & Retainers .....	138
ToughTrak Doors .....	116	Swing Door Hinges & Hinge Pins.....	143
ToughTrak Replacement Panels.....	117	Swing Door Hinge Butts .....	156
Roll-Up Door Hinges .....	120	Swing Door Handles & Hold-Backs .....	158
Roll-Up Door Brackets.....	122	Swing Door Seals .....	160
Roll-Up Door Roller Mounts.....	123	Swing Door Bumpers.....	161
Roll-Up Door Rollers .....	124	Swing Door Lockrods.....	162
Roll-Up Door Locks .....	125	Door Fastener Hardware.....	164



## TRANSPORTATION-GRADE WOOD ROLL-UP DOORS

From start to finish, the high standards of our PrecisionTrak Wood Roll-Up Doors are what set them apart from the competition.



Our Economical **PrecisionTrak Doors** are available in two versions: Recessed Hinge with 1" Rollers OR Flush Hinge with 2" Rollers. **Let's Compare!**

### BOTH DOOR STYLES OFFER:

- 3/4", 7-Ply Transportation-Grade, Hardwood Faced Plywood
- White primed, ready-to-paint or Pre-Painted White with a Durable Clear UV Finish
- Routed Interlocking Tongue & Groove Panels Providing Precise Alignment and Moisture Barrier

### **PrecisionTrak**

#### RECESSED MOUNT 1"

##### INSTALLED COMPONENTS:

- **Galvanized Hinges** are Recessed, Reducing Freight Hang-Up
- Galvanized **Lift Handle & 18" Pull Strap**
- Galvanized **Bottom Seal Retainer** with 2-Point Contact Rubber **Bottom Seal**

##### BOXED COMPONENTS:

- Zinc-Plated Spring Assisted Steel **Lock & Keeper** Eliminates Door Bounce
- Corrosion Resistant Stainless Steel, 7 x 19 Cables with 1/4" Nylon Eye
- Galvanized **Cable Anchor Bracket** Allows Proper Cable Rotation
- Steel **Rollers** for Use with 1" Track
- Aluminum **Head Seal Retainer** with Removable Rubber **Seal**
- All Associated Hardware

### **PrecisionTrak**

#### FLUSH MOUNT 2"

##### INSTALLED COMPONENTS:

- **E-Coat Hinges** Including End Hinges with a Removable Cover for Easy Roller Replacement
- E-Coat **Lift Handle & 18" Pull Strap**
- Aluminum **Bottom Seal Retainer** with Flexible 3-Point PVC **Seal**

##### BOXED COMPONENTS:

- E-Coat Spring Assisted Steel **Lock & Keeper** Eliminates Door Bounce
- Corrosion Resistant Stainless Steel, 7 x 19 Cables with 5/16" Aluminum Eye
- E-Coat Heavy Duty **Cable Anchor Bracket** Allows Proper Cable Rotation
- Nylon **Rollers** for Use with 2" Track
- Aluminum **Head Seal Retainer** with Removable Rubber **Seal**
- Latch Plate
- Top Fixture Brackets
- Rubber Door Stop Set
- All Associated Hardware

# TRIM-TO-FIT DOOR SOLUTIONS



**UNIVERSAL TRIM-TO-FIT DOOR SOLUTIONS ARE PARTIALLY ASSEMBLED TO ALLOW ON-SITE TRIMMING FOR THAT EXACT FIT**

## RECESSED MOUNT 1" ROLLER WOOD DOOR SYSTEM

P/N	WIDTH	HEIGHT
029-90090	90"	90"
029-90100	90"	100"
029-90105	90"	105"
029-90107	90"	107"
029-90112	90"	112"
029-98090	98"	90"
029-98100	98"	100"
029-98105	98"	105"
029-98107	98"	107"
029-98112	98"	112"

### ADDITIONAL OPTIONS

- Pre-Painted White Panels, add a "W" to your p/n (ie...029-90090W)
- Stainless Steel Rivets and E-Coated Hardware, add "S" to your p/n (ie...029-90090S)
- Both options above, add "WS" to your p/n (ie...029-90090WS)
- Track & Operator may be purchased separately
- Custom Colors Available with Minimum Order Requirements

## FLUSH MOUNT 2" ROLLER WOOD DOOR SYSTEM

P/N	WIDTH	HEIGHT
029-90290	90"	90"
029-90200	90"	100"
029-90205	90"	105"
029-90207	90"	107"
029-90212	90"	112"
029-98290	98"	90"
029-98200	98"	100"
029-98205	98"	105"
029-98207	98"	107"
029-98212	98"	112"

### ADDITIONAL OPTIONS

- Pre-Painted White Panels, add a "W" to your p/n (ie...029-90290W)
- Stainless Steel Rivets, add "S" to your p/n (ie...029-90290S)
- Both options above, add "WS" to your p/n (ie...029-90290WS)
- Track & Operator may be purchased separately
- Custom Colors Available with Minimum Order Requirements

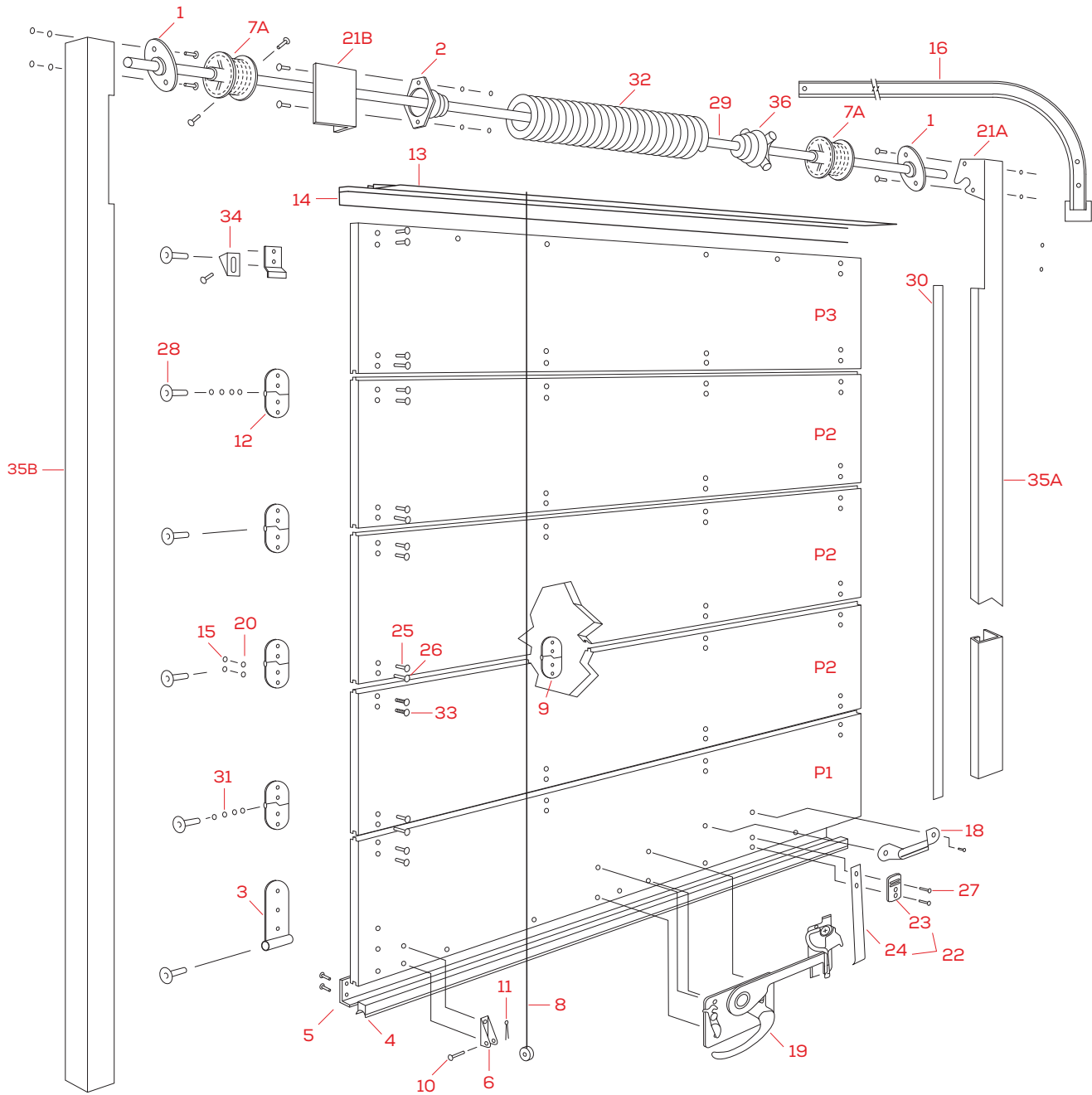
## TYPICAL PANEL CONFIGURATION FOR RECESSED DOORS

DOOR HEIGHT	BOTTOM PANEL	INTERMEDIATE PANELS	TOP PANEL
90"	15"	(4) 15"	15"
100"	15"	(3) 15" / (1) 13" / (1) 12"	15"
105"	15"	(5) 15"	15"
107"	15"	(5) 15"	17"
112"	15"	(4) 15" / (2) 12"	13"

## TYPICAL PANEL CONFIGURATION FOR FLUSH MOUNT DOORS

DOOR HEIGHT	BOTTOM PANEL	INTERMEDIATE PANELS	TOP PANEL
90"	15.5"	(4) 15.5"	12.5"
100"	15.5"	(3) 15.5" / (2) 11.5"	15"
105"	15.5"	(5) 15.5"	12"
107"	15.5"	(5) 15.5"	15"
112"	15.5"	(4) 15.5" / (2) 11.5"	11.5"

# PRECISIONTRAK RECESSED 1" DOOR



# PRECISIONTRAK RECESSED 1" DOOR

#	PART NUMBER	DESCRIPTION
1	027-20500	Bearing & Bracket Assembly
2	027-20208	Bolt Plug
3	025-10250	Bottom Fixture
4	026-40001	Bottom Seal
5	026-40018	Bottom Seal Retainer, 84"
	026-40019	Bottom Seal Retainer, 90"
	026-40007	Bottom Seal Retainer, 96"
6	025-10300	Cable Anchor Bracket
7A	027-20301	Cable Drum, Curbside
7B	027-20300	Cable Drum, Roadside
8	Varies	Cables
9	025-10050	Center Hinge, Zinc
10	994-00002-100	Clevis Pin, 1/4", Zinc, 100/pk
11	994-00105-100	Cotter Pin, Zinc, 100/pk
12	025-10001	End Hinge for 1" Roller Door
13	026-40200	Head Seal Only
14	026-40202	Head Seal Retainer Extrusion
15	992-00001-200	Hex Nut, 1/4" -20, Zinc, 200/pk
16	028-30070	Horizontal Track 6" Radius, Curbside, 107"
	028-30080	Horizontal Track 6" Radius, Curbside, 120"
	028-30071	Horizontal Track 6" Radius, Roadside, 107"
	028-30081	Horizontal Track 6" Radius, Roadside, 120"
18	025-10311	Lift Handle, Galvanized
19	025-10500	Lock Assembly
20	993-00721	Lock Washer, 1/4"
21A	027-20401	Operator Bracket, Curbside
21B	027-20400	Operator Bracket, Roadside
22	025-10403	Pull Strap Assembly with Zinc Retainer

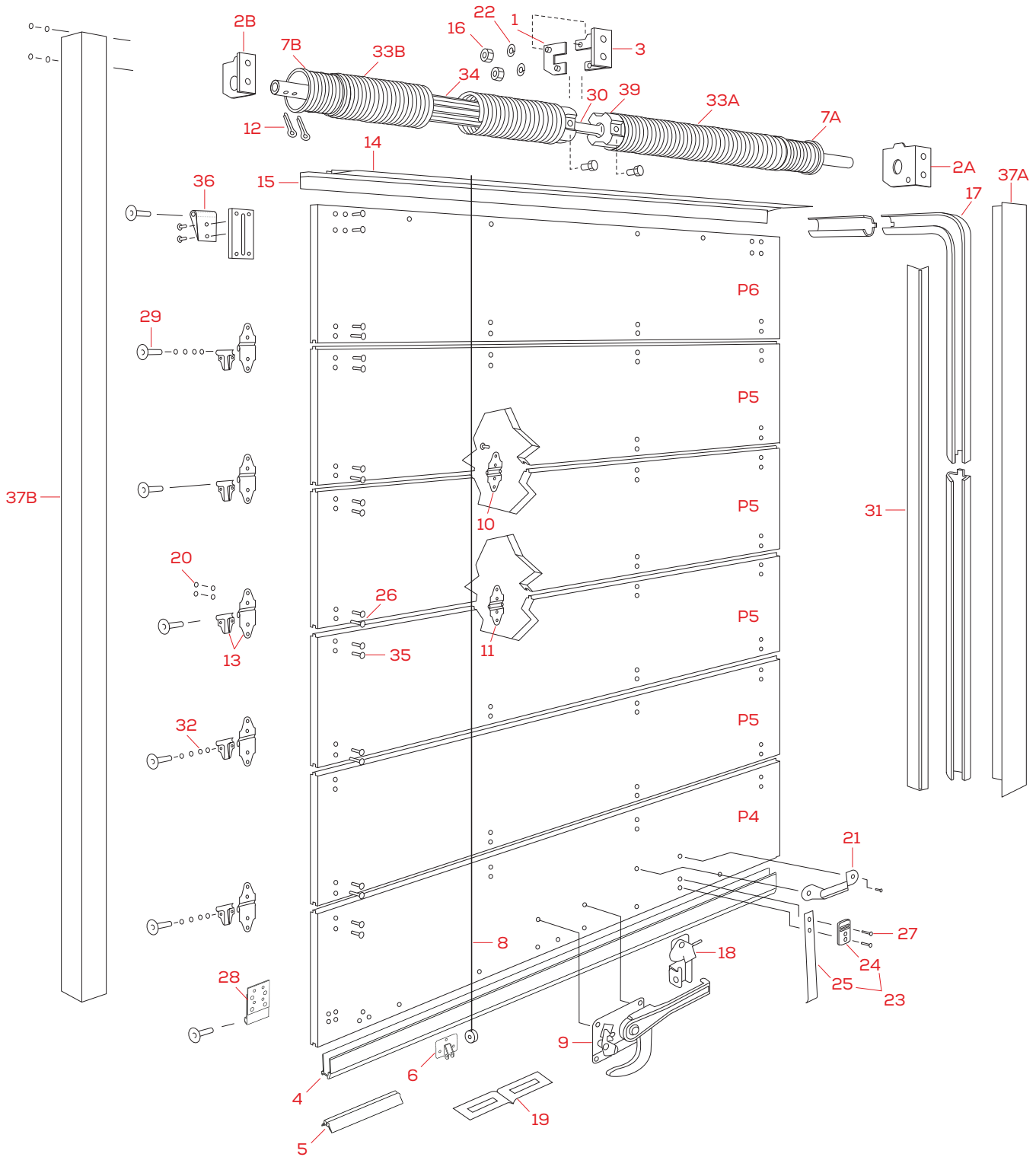
#	PART NUMBER	DESCRIPTION
23	025-10432	Pull Strap Retainer, Zinc, Heavy Duty
24	025-10421	Pull Strap, 32"
25	995-00111-400	Rivet, 1.00", Zinc, 400/pk
26	995-00112-400	Rivet, 1.12", Zinc, 400/pk
27	995-00113-400	Rivet, 1.25", Zinc, 400/pk
28	025-10100	Roller, 1.00" Steel
29	027-20001	Shaft for Single Spring Operators, 89.5"
	027-20000	Shaft for Single Spring Operators, 96"
30	026-40410	Side Seal, Standard (Optional)
31	993-00240-100	Spacer Washer, 100/pk
32	027-20102	Spring Assembly, 36"
	027-20101	Spring Assembly, 48"
	027-20100	Spring Assembly, 60"
33	991-00400-100	Step Bolt, 100/pk
34	025-10200	Top Fixture Assembly
35A	028-01101	Vertical Track Assembly, Curbside, 106.5"
	028-01114	Vertical Track Assembly, Curbside, 120"
35B	028-00190	Vertical Track Assembly, Curbside, 96.5"
	028-00101	Vertical Track Assembly, Roadside, 106.5"
	028-00114	Vertical Track Assembly, Roadside, 120"
	028-00290	Vertical Track Assembly, Roadside, 96.5"
35A/B	028-30012	Vertical Track Only, 93.5"
	028-30014	Vertical Track Only, 107"
36	027-20207	Winding Plug

## CUSTOM DOOR ORDERS

Need a custom sized door? Download our **CUSTOM DOOR ORDER FORM** at [hd.tramec.com/door-systems](http://hd.tramec.com/door-systems)



# PRECISIONTRAK FLUSH MOUNT 2" DOOR



# PRECISIONTRAK FLUSH MOUNT 2" DOOR

#	PART NUMBER	DESCRIPTION
1	027-20306	Balancer Bracket Clamp
2A	027-20308	Balancer Bracket, Curbside
2B	027-20307	Balancer Bracket, Roadside
3	027-20305	Balancer Center Bracket
4	026-40050	Bottom Seal Retainer, Offset
5	026-40045	Bottom Seal, Offset, 98"
6	025-10301	Cable Anchor Bracket, Heavy Duty, E-Coat
7A	027-20304	Cable Drum, Curbside
7B	027-20303	Cable Drum, Roadside
8	Varies	Cables
9	025-10577	Cam Lock Handle, E-Coat
10	025E10071	Center Hinge, Removable Pin
11	025E10051	Center Hinge, E-Coat
12	994-00106	Cotter Pin, 1/8"-2.5"
13	025E10002	End Hinge and Roller Cover, E-Coat
14	026-40200	Head Seal Only
15	026-40202	Head Seal Retainer Extrusion
16	992-00005	Hex Nut, 5/16", Zinc
17	028-32072	Horizontal Track 8" Radius, Curbside, 107"
	028-32082	Horizontal Track 8" Radius, Curbside, 120"
	028-32071	Horizontal Track 8" Radius, Roadside, 107"
	028-32081	Horizontal Track 8" Radius, Roadside, 120"
18	025-10578	Keeper Assembly
19	025-60052	Keeper Plate
20	992-01100-200	Keps Nut, 1/4" -20, Zinc
21	025E10311	Lift Handle, E-Coat
22	993-00703	Lock Washer, Split, 5/16"
23	025E10403	Pull Strap Assembly with E-Coat Retainer
24	025E10432	Pull Strap Retainer, E-Coat
25	025-10421	Pull Strap, 32"

#	PART NUMBER	DESCRIPTION
26	995-00112-400	Rivet, 1.12", Zinc, 400/pk
27	995-00113-400	Rivet, 1.25", Zinc, 400/pk
28	025-60653	Roller Mount, Bottom
29	025-10101	Roller, 2.00" Nylon
30	027-20003	Shaft for Dual Spring Operators, 87"
	027-20004	Shaft for Dual Spring Operators, 93"
31	026-40400	Side Seal, Dual Durometer (Optional)
32	993-00240-100	Spacer Washer, 100/pk
33A	027-20112	Spring Assembly, Curbside, 33" Spring
	027-20114	Spring Assembly, Curbside, 35" Spring
33B	027-20113	Spring Assembly, Roadside, 33" Spring
	027-20115	Spring Assembly, Roadside, 35" Spring
34	027-20126	Spring Spacer, 33"
	027-20127	Spring Spacer, 35"
35	991-00400-100	Step Bolt, 100/pk
36	025E10220	Top Closure Bracket Assembly
37A	028-02201	Vertical Track Assembly, Curbside, 106.5"
	028-02214	Vertical Track Assembly, Curbside, 120"
	028-02290	Vertical Track Assembly, Curbside, 96.6"
37B	028-02101	Vertical Track Assembly, Roadside, 106.5"
	028-02114	Vertical Track Assembly, Roadside, 120"
37A/B	028-02090	Vertical Track Assembly, Roadside, 96.6"
	028-32083	Vertical Track Only, 95"
	028-32084	Vertical Track Only, 108"
39	027-20202	Winding Cone

## CUSTOM DOOR ORDERS

Need a custom sized door? Download our **CUSTOM DOOR ORDER FORM** at [hd.tramec.com/door-systems](http://hd.tramec.com/door-systems)

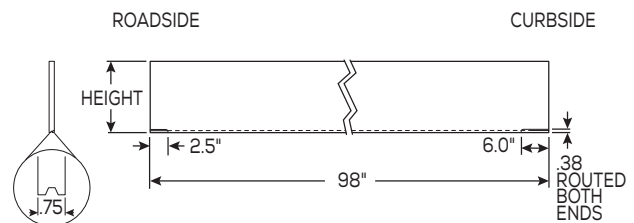
# PRECISIONTRAK REPLACEMENT PANELS

## 98" REPLACEMENT PANELS FOR PRECISIONTRAK DOORS

- Standard finishes: white primed ready-to-paint and pre-painted white with durable clear UV finish. Custom colors are available with minimum order requirements
- Routed interlocking tongue and groove panels provide precise alignment and moisture barrier
- ¾", 7 ply, exterior grade, medium density plywood



### 98" TOP PANELS



NOTE: Flush Mount 2" Version Is Non-Routed

P/N	HEIGHT	DESCRIPTION	DOOR STYLE
026-14621	11"	Routed	1"
026-14622	12"	Routed	1"
026-14623	13"	Routed	1"
026-14625	15"	Routed	1"
026-146255	15.5"	Routed	1"
026-94621	11"	Non-Routed	2"
026-94622	12"	Non-Routed	2"
026-94623	13"	Non-Routed	2"
026-94625	15"	Non-Routed	2"
026-946255	15.5"	Non-Routed	2"

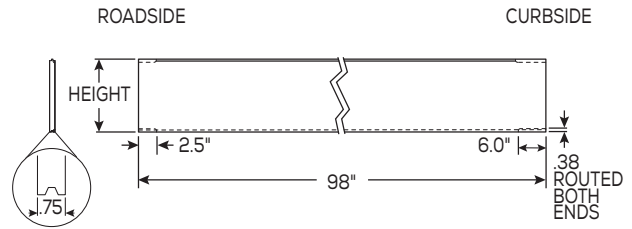
#### ADDITIONAL OPTIONS – ALL PANELS

- Pre-Painted White Panels, add a "CW" to your part number (ie... 026CW14621)

# PRECISIONTRAK REPLACEMENT PANELS

## 98" INTERMEDIATE PANELS

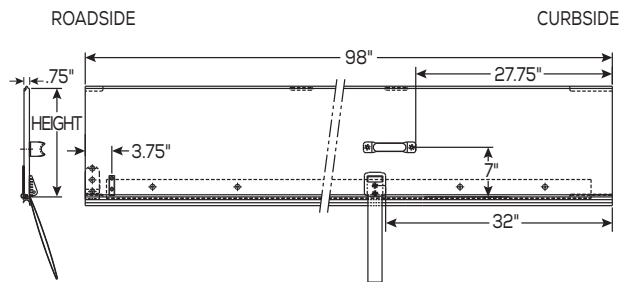
P/N	HEIGHT	DESCRIPTION	DOOR STYLE
026-14521	11"	Routed	1"
026-14522	12"	Routed	1"
026-14523	13"	Routed	1"
026-14525	15"	Routed	1"
026-145255	15.5"	Routed	1"
026-94521	11"	Non-Routed	2"
026-94522	12"	Non-Routed	2"
026-94523	13"	Non-Routed	2"
026-94525	15"	Non-Routed	2"
026-945255	15.5"	Non-Routed	2"



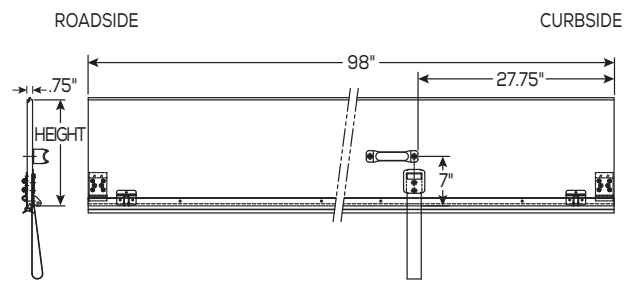
NOTE: Flush Mount 2" Version Is Non-Routed

## 98" BOTTOM PANELS

- Recessed 1" Door Style Hardware Includes: 18" pull strap assembly, two bottom fixtures, standard lift handle, two cable anchor brackets, seal, retainer and rivets to attach loose hardware (curbside hardware shipped loose)
- Flush Mount 2" Door Style Hardware Includes: 18" pull strap assembly, two bottom roller shaft covers and stud plates, standard lift handle, two-u-bolts, seal, retainer and rivets to attach loose hardware (curbside hardware shipped loose)



FOR RECESSED 1" WOOD ROLL-UP DOOR



FOR FLUSH MOUNT 2" WOOD ROLL-UP DOOR

P/N	HEIGHT	DESCRIPTION	DOOR STYLE
026-14221	11"	With Hardware	1"
026-14222	12"	With Hardware	1"
026-14223	13"	With Hardware	1"
026-14225	15"	With Hardware	1"
026-142255	15.5"	With Hardware	1"
026-14321	11"	Seal/Retainer No Hardware	1"
026-14322	12"	Seal/Retainer No Hardware	1"
026-14323	13"	Seal/Retainer No Hardware	1"
026-14325	15"	Seal/Retainer No Hardware	1"
026-143255	15.5"	Seal/Retainer No Hardware	1"

P/N	HEIGHT	DESCRIPTION	DOOR STYLE
026-94221	11"	With Hardware	2"
026-94222	12"	With Hardware	2"
026-94223	13"	With Hardware	2"
026-94225	15"	With Hardware	2"
026-942255	15.5"	With Hardware	2"
026-94321	11"	Seal/Retainer No Hardware	2"
026-94322	12"	Seal/Retainer No Hardware	2"
026-94323	13"	Seal/Retainer No Hardware	2"
026-94325	15"	Seal/Retainer No Hardware	2"
026-943255	15.5"	Seal/Retainer No Hardware	2"

# ToughTrak®

## IMPACT-RESISTANT, HEAVY DUTY STEEL CLAD ROLL-UP DOORS

Engineered and manufactured to withstand impact without damage or deformation of the panels. MADE TO YOUR EXACT SIZE SPECIFICATIONS.



Every **ToughTrak** door is engineered and manufactured to stand up to impact without deformation. Panels are abrasion resistant with an excellent performance-to-weight ratio. These doors are the most durable you'll find on the marketplace today and the galvanized steel skins are finished with automotive coatings that are easily cleaned. They stand up against salted winter roads and the hottest summer days. Even the hardware is tough – an extra row of reinforced, dual-coated hinges are the backbone of every **ToughTrak** door.

### BOTH DOOR STYLES OFFER:

- 1/2" Thick (13mm) **Composite Panel** consisting of a High Density Polyethylene (HDPE) Core between two **Galvanized Steel Skins**
- Baked on White Enamel Finish
- Black E-Coat/powdercoat **Spring Assisted Steel Lock** Eliminates Door Bounce
- One-piece Extruded Rubber **Head Seal**
- Tongue and Groove **Joints**
- **Stainless Steel Rivets**/Black E-Coat/Powder Coated Components
- Nylon **Rollers** for use with 2" Track
- One-piece Flexible PVC **Bottom Seal**
- **End Hinges** have Removable Covers to allow easy roller replacement
- Designed for use with **Dual Spring Operator**

## CUSTOM DOOR ORDERS

Need a custom sized door? Download our **CUSTOM DOOR ORDER FORM** at [hd.tramec.com/door-systems](http://hd.tramec.com/door-systems)



# TOUGHTRAK REPLACEMENT PANELS

## TOUGHTRAK 2" ROLLER STEEL CLAD DOOR SYSTEM

- Best when cargo impact is a major concern

P/N	WIDTH	HEIGHT
030-98290	98"	90"
030-98200	98"	100"
030-98205	98"	105"
030-98207	98"	107"

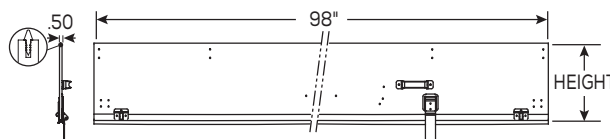
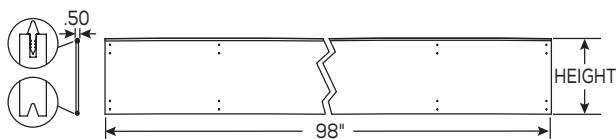
### ADDITIONAL OPTIONS

- Track & Operator may be purchased separately



## TOUGHTRAK REPLACEMENT PANELS

- Tongue and groove joints
- 1/2" thick (13mm) composite panel consisting of a high density polyethylene (HDPE) core between two galvanized steel skins
- Baked on white enamel finish
- Other panel widths and heights available upon request



### 98" INTERMEDIATE PANELS

P/N	HEIGHT
030-94521	11"
030-94522	12"
030-94525	15"
030-945255	15.5"

### 98" BOTTOM PANELS

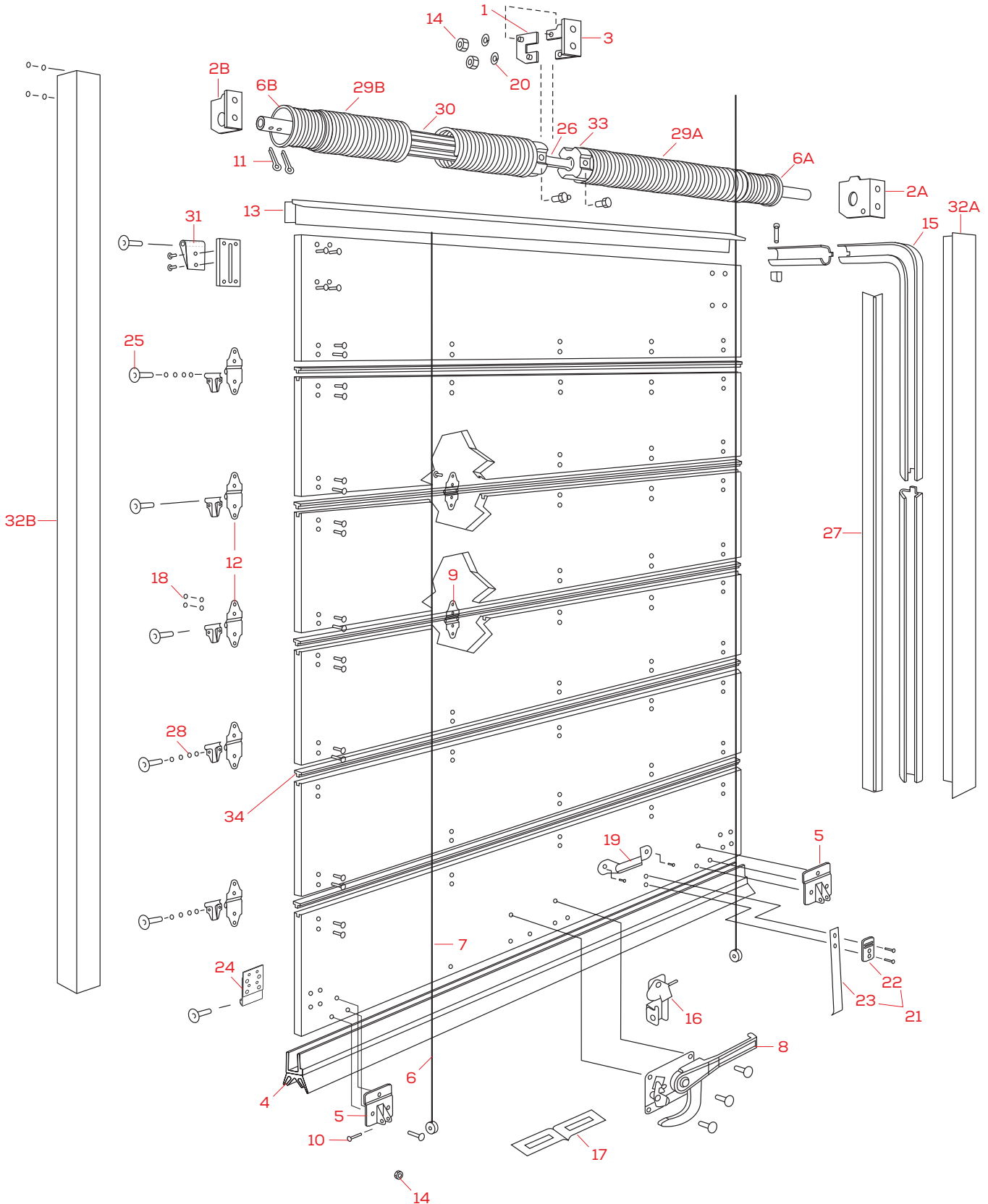
P/N	HEIGHT	DESCRIPTION
030-94221	11"	With Hardware
030-94222	12"	With Hardware
030-94225	15"	With Hardware

Bottom Panel Hardware includes: heavy duty pull strap assembly with black E-Coat retainer, bottom fixture brackets, cable anchor brackets, black E-Coat/ powdercoat heavy duty lift handle, seal and rivets (curbside hardware shipped loose)

## TYPICAL PANEL CONFIGURATION FOR TOUGHTRAK DOORS

DOOR HEIGHT	BOTTOM PANEL	INTERMEDIATE PANELS	TOP PANEL
75"	15"	(4) 12"	12"
80"	15"	(2) 15" / (2) 12"	11"
85"	15"	(4) 15"	10"
90"	15"	(4) 15"	15"
95"	15"	(3) 15" / (2) 12"	11"
96"	15"	(3) 15" / (2) 12"	12"
100"	15"	(5) 15"	10"
105"	15"	(5) 15"	15"
107"	15"	(4) 15" / (2) 12"	11"
112"	15"	(5) 15" / (1) 12"	12"

# TOUGHTRAK 2" DOOR



#	PART NUMBER	DESCRIPTION
1	027-20306	Balancer Bracket Clamp
2A	027-20308	Balancer Bracket, Curbside
2B	027-20307	Balancer Bracket, Roadside
3	027-20305	Balancer Center Bracket
4	026-40302	Bottom Seal
5	025-10301	Cable Anchor Bracket, Heavy Duty, E-Coat
6A	027-20304	Cable Drum, Curbside
6B	027-20303	Cable Drum, Roadside
7	Varies	Cables
8	025-10332	Cam Lock Handle, Black E-Coat / Powdercoat
9	025-11104	Center Hinge
10	994-00418	Clevis Pin, 5/16" x 1"
11	994-00106	Cotter Pin, 1/8"-2.5"
12	025-11112	Heavy-Duty Hinge, Roller Cover & Keps Nuts
13	026-40300	Head Seal Only
14	992-00005	Hex Nut, 5/16", Zinc
15	028-32072	Horizontal Track 8" Radius, Curbside, 107"
	028-32082	Horizontal Track 8" Radius, Curbside, 120"
	028-32071	Horizontal Track 8" Radius, Roadside, 107"
	028-32081	Horizontal Track 8" Radius, Roadside, 120"
16	025-10333	Keeper Assembly
17	025-60052	Keeper Plate
18	992-01100-200	Keps Nut, 1/4" -20, Zinc
19	025-10330	Lift Handle
20	993-00703	Lock Washer, Split, 5/16"
21	025-10335	Pull Strap Assembly with E-Coat/Powdercoat Retainer

#	PART NUMBER	DESCRIPTION
22	025-10331	Pull Strap Retainer, Coat/Powdercoat
23	025-10421	Pull Strap, 32"
24	025-60653	Roller Mount, Bottom
25	025-10101	Roller, 2.00" Nylon
26	027-20003	Shaft for Dual Spring Operators, 87"
	027-20004	Shaft for Dual Spring Operators, 93"
27	026-40400	Side Seal, Dual Durometer (Optional)
28	993-00240-100	Spacer Washer, 100/pk
29A	027-20112	Spring Assembly, Curbside, 33" Spring
	027-20114	Spring Assembly, Curbside, 35" Spring
29B	027-20113	Spring Assembly, Roadside, 33" Spring
	027-20115	Spring Assembly, Roadside, 35" Spring
30	027-20126	Spring Spacer, 33"
	027-20127	Spring Spacer, 35"
31	025-10305	Top Closure Bracket Assembly
32A	028-02201	Vertical Track Assembly, Curbside, 106.5"
	028-02214	Vertical Track Assembly, Curbside, 120"
32B	028-02290	Vertical Track Assembly, Curbside, 96.6"
	028-02101	Vertical Track Assembly, Roadside, 106.5"
32B	028-02114	Vertical Track Assembly, Roadside, 120"
	028-02090	Vertical Track Assembly, Roadside, 96.6"
33	027-20202	Winding Cone
34	026-40306	Tongue Insert

## CUSTOM DOOR ORDERS

Need a custom sized door? Download our **CUSTOM DOOR ORDER FORM** at [hd.tramec.com/door-systems](http://hd.tramec.com/door-systems)

## ROLL-UP DOOR HARDWARE RETAIL PACKS

ALL the required components for replacing one row of panel hardware on a trailer roll-up door – one convenient package designed to look great in a retail store.

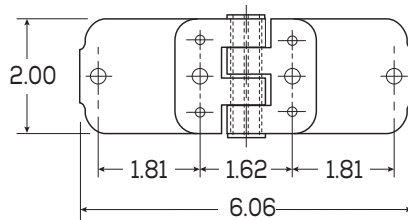
- Quick and easy way to stock and sell multiple pieces
- Lower cost per item than buying each piece individually
- Each set consists of 2 door rollers, 2 end hinges, 2 center hinges, plus all nuts, washers and bolts
- Patent [www.tramec.com/patents](http://www.tramec.com/patents)



P/N	DESCRIPTION	FINISH
025-60006	1" Recessed Door Replacement Hardware	Galvanized
025-60008	2" Flush Mount Door Replacement Hardware	Black E-Coat

### END HINGE FOR 1" ROLLER DOOR

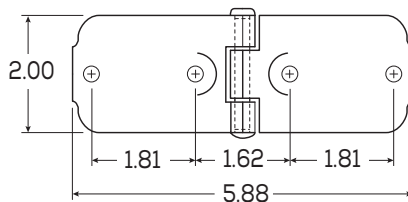
- "Four-knuckled" hinges promote smooth door operation



P/N	DESCRIPTION	FINISH
025-10001	End Hinge for 1" Roller Door	Galvanized
025E10001	End Hinge for 1" Roller Door	Black E-Coat

### CENTER HINGE FOR 1" ROLLER DOOR

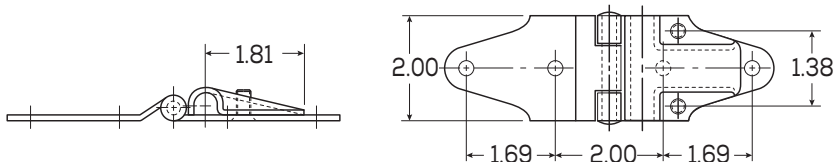
- Steel construction



P/N	DESCRIPTION	FINISH
025-10050	Center Hinge for 1" Roller Door	Galvanized
025E10050	Center Hinge for 1" Roller Door	Black E-Coat

## END HINGE FOR FLUSH MOUNT 2" ROLLER DOOR

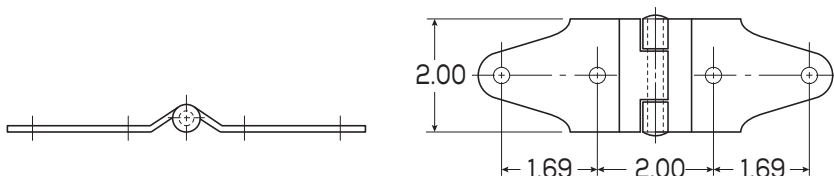
- Removable cover allows roller change without hinge removal
- 025E10005 hinge includes removable pin to make it easier to assemble two halves of a door or to replace a panel



P/N	DESCRIPTION	FINISH
025E10002	Hinge, Roller Cover & Keps Nuts	Black E-Coat
025E10003	Cover Only	Black E-Coat
025E10004	Hinge Only	Black E-Coat
025E10005	Hinge, Roller Cover, Keps Nuts & Removable Pin	Black E-Coat
025-11112	Heavy-Duty Hinge, Roller Cover & Keps Nuts	E-Coat/Powdercoat
025-10009	Hinge, Roller Cover & Keps Nuts	Stainless Steel
025-60007	Knurled Pin, Pack of 50	Zinc

## CENTER HINGE FOR FLUSH MOUNT 2" ROLLER DOOR

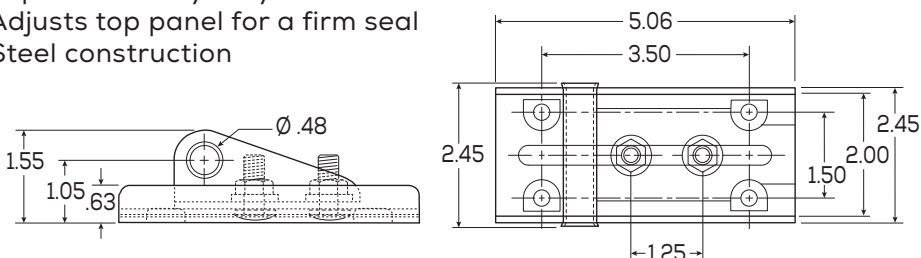
- Steel construction



P/N	DESCRIPTION	FINISH
025E10051	Hinge, Assembled	Black E-Coat
025-10052	Hinge, Assembled	Stainless Steel
025-11104	Heavy Duty Hinge, Assembled	E-Coat/Powdercoat
025E10071	Hinge, Unassembled with Removable Pin	Black E-Coat
025-60007	Knurled Pin, Pack of 50	Zinc

## TOP CLOSURE PLATE & SLIDE FOR FLUSH MOUNT 2" ROLLER DOOR

- Improved heavy duty reinforced slide
- Adjusts top panel for a firm seal
- Steel construction



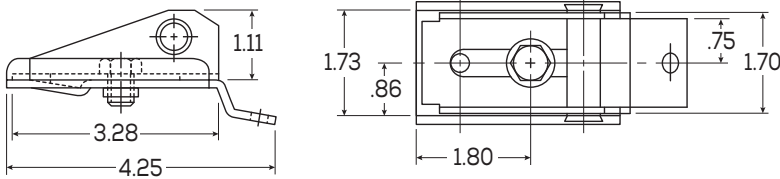
P/N	DESCRIPTION	FINISH
025E10220	Base Plate, Slide, and Hardware Assembly	Black E-Coat
025-10305	Base Plate, Slide, and Hardware Assembly	E-Coat / Powdercoat



# DOOR BRACKETS

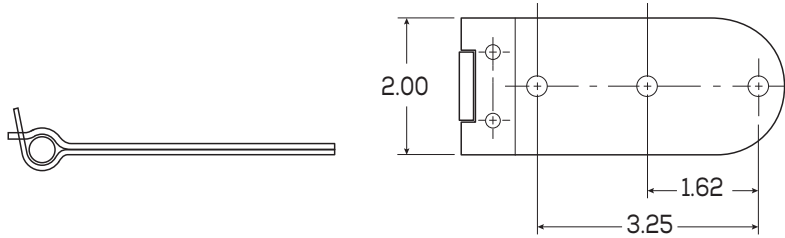
## TOP FIXTURE BRACKET FOR RECESSED 1" ROLLER DOOR

- Heavy duty design
- Hardware includes bolt & washer
- Steel construction



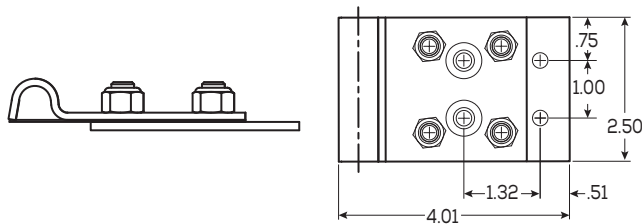
P/N	DESCRIPTION	FINISH
025-10200	Base, Slide, and Hardware Assembly	Zinc
025-10201	Base Plate Only	Zinc
025-10202	Slide Only	Galvanized
025E10200	Base, Slide, and Hardware Assembly	Black E-Coat
025E10201	Base Plate Only	Black E-Coat
025E10202	Slide Only	Black E-Coat

## BOTTOM FIXTURE FOR RECESSED 1" ROLLER DOOR



P/N	DESCRIPTION	FINISH
025-10250	Roll Door Bottom Fixture	Galvanized
025E10250	Roll Door Bottom Fixture	Black E-Coat

## BOTTOM FIXTURE FOR FLUSH MOUNT 2" ROLLER DOOR



P/N	DESCRIPTION	FINISH
025-60653	Roll Door Bottom Fixture Heavy Duty Assembly	Black E-Coat

## BOTTOM ROLLER SHAFT COVER & STUD PLATE FOR FLUSH MOUNT 2" ROLLER DOORS

- Attaches to bottom panel for roller support
- 1/4"-20 keps nuts available separately, see page 164



1 STUD PLATE



1 STUD SHAFT COVER



2 STUD PLATE



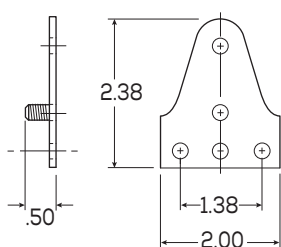
2 STUD SHAFT COVER



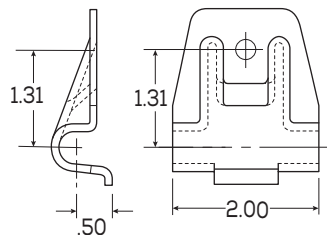
WEAR PLATE

ASSEMBLY WITH WEAR PLATE

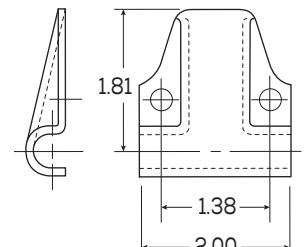
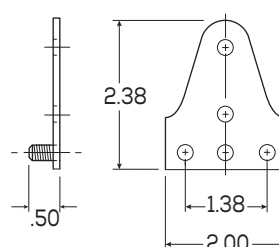
P/N	DESCRIPTION	FINISH	STUDS
025E10270	Shaft Cover	Black E-Coat	1
025E10271	Stud Plate	Black E-Coat	1
025E10003	Shaft Cover	Black E-Coat	2
025E10272	Stud Plate	Black E-Coat	2
025E90041	Assembly with Wear Plate	Black E-Coat	1
025-90040	Wear Plate	Stainless Steel	1



1 STUD



2 STUD



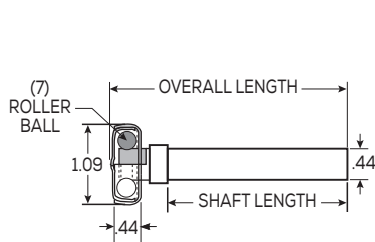
# ROLLERS

## ROLLERS

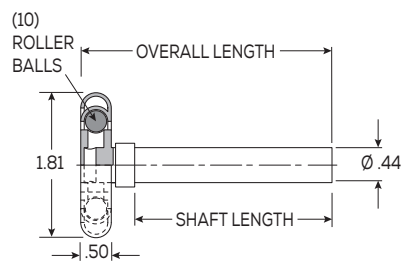
- Hardened shaft & raceways
- Seven roller ball design on the 1" roller style
- Ten roller ball design on the 2" roller style
- Long stem roller has a staked collar design, all others are machined collars
- Use washers as spacers to keep door alignment square with track



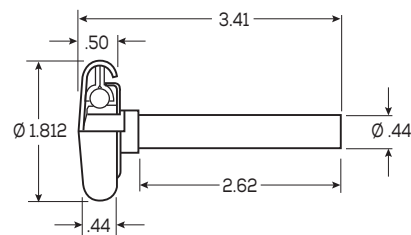
P/N	DESCRIPTION	FINISH	TRACK SIZE	OVERALL LENGTH	SHAFT LENGTH
025-10100	Steel Roller	Zinc	1"	3.25"	2.50"
025-10105	Steel Roller	Zinc	1"	4.09"	3.25"
025-10101	Nylon Roller	Zinc	2"	3.75"	3.00"
025-90042	Nylon Roller	Zinc	2"	8.70"	8.00"
025-10102	Steel Roller	Zinc	2"	3.75"	3.00"
025-10103	Sealed Steel Roller	Zinc	2"	3.41"	2.62"
025-10104	Nylon Roller	Stainless	2"	4.20"	3.50"
025-10113	Steel Roller, Long Stem	Unplated	2"	7.50"	6.50"



1" ROLLER



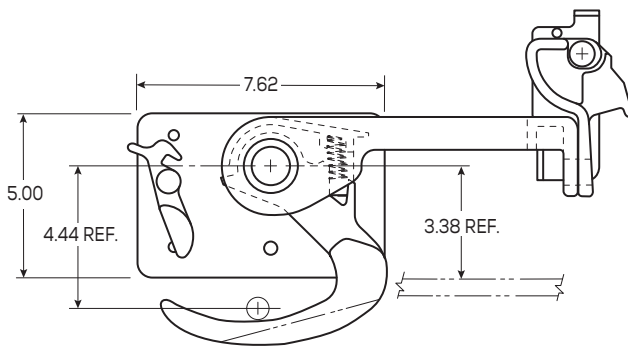

2" ROLLER



2" SEALED ROLLER

## MAXIMUM STRENGTH STEEL LOCK ASSEMBLY – FOR RECESSED 1" ROLLER DOORS

- Superior strength, heavy-duty cast grade 30 steel (far more superior than ductile iron).
- Pins are mechanically fastened in place for optimum strength–no welds to fail or plating to burn off and rust
- Extra thick padlock provision designed for greater security
- Trapped handle cannot pull out to bypass keeper resulting in tamper-proof lock
- Spring assisted lock eliminates door bounce
- Stainless steel spring will not rust
- Can be used as a lift handle in open position
- Keeper accommodates padlocks and trailer seals

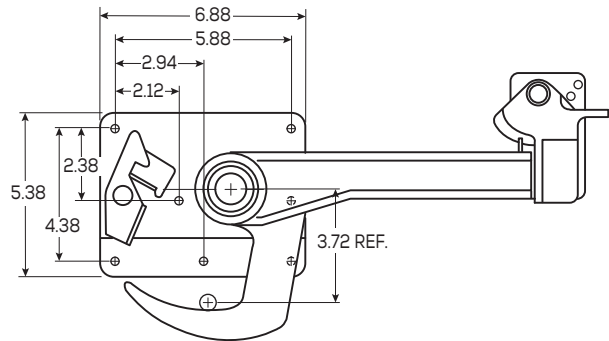


P/N	DESCRIPTION	FINISH
025-10500	Steel Lock Assembly Set	Zinc
025-10501	Lock Only	Zinc
025-10502	Keeper Only	Zinc
025E10501	Lock Only	Black E-Coat
025E10502	Keeper Only	Black E-Coat
991-00402-100	Rib Neck Carriage Bolt	Zinc

# ROLL-UP DOOR LOCKS

## CAM LOCK ASSEMBLY & HANDLE KEEPER - FOR FLUSH MOUNT 2" ROLLER DOORS

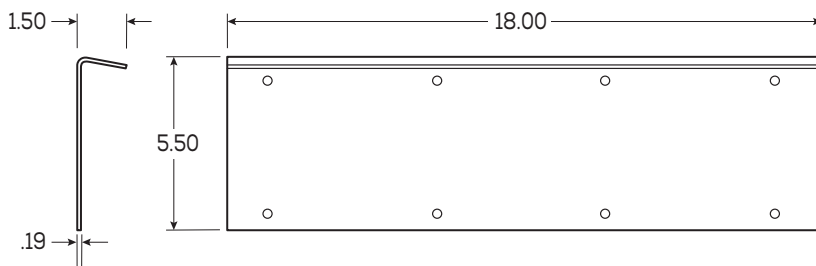
- Cam lock allows one hand operation and easily accommodates padlock or car seal
- Back plate is offset to clear bottom seal retainer
- Spring assisted handle eliminates door bounce
- Can be used as a lift handle in open position
- Keeper accommodates padlocks & trailer seals



P/N	DESCRIPTION	FINISH
025-10595	Lock Assembly Set	Black E-Coat
025-10332	Cam Lock Handle	Black E-Coat / Powdercoat
025-10333	Handle & Keeper	Black E-Coat / Powdercoat
025-10577	Cam Lock Handle	Black E-Coat
025-10578	Handle Keeper	Black E-Coat

## FORK LIFT PLATE

- Allow use of Fork Lift to open door from truck bay or when loads shift against door

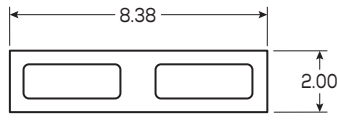
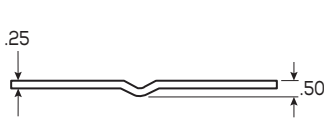


P/N	DESCRIPTION	FINISH
025-60100	18" Fork Lift Plate	Black E-Coat



## LATCH PLATE

- Contoured for Proper Lock Engagement



P/N	DESCRIPTION	FINISH	SIZE
025-60052	Latch Plate for Flush Mount 2" Roller Doors	Plain Finish	8.38 x 2

## SINGLE SPRING OPERATOR ASSEMBLIES

- Single counterbalanced spring design available in 36", 48" and 60" spring lengths
- Quick and easy counterbalance spring adjustment with easy calibration to door size and weight for effortless operation
- Includes: spring, cable drums, bearing, bracket, plugs and shaft



### SPRING ASSEMBLY

- Springs treated with rust preventative
- Heavy .24" diameter spring wire
- 1.75" inner diameter
- Wire sized & wound for proper tension and long life
- Includes bolt plug & winging plug wound onto spring for stronger design

### WINDING PLUG

- Provides easy method to adjust spring tension

### SHAFT

- Plain finish constructed of 1" outer diameter heavy duty steel tubing

### CABLE DRUMS

- Heavy-duty cast aluminum
- Grooved to prevent cables from binding or wearing prematurely
- Angle of cable slot determines left or right drum
- Hold up to 130" of cable

### BEARING & BRACKET

- 1" bearing with operator bracket flange
- Factory installation assures proper bearing alignment

P/N	DESCRIPTION	SHAFT LENGTH	SPRING LENGTH
027-24101	Single Spring Operator	89.5"	36"
027-24301	Single Spring Operator	89.5"	48"
027-24300	Single Spring Operator	89.5"	60"
027-24100	Single Spring Operator	96"	36"
027-24201	Single Spring Operator	96"	48"
027-24200	Single Spring Operator	96"	60"
027-24202	Single Spring Operator	98"	60"

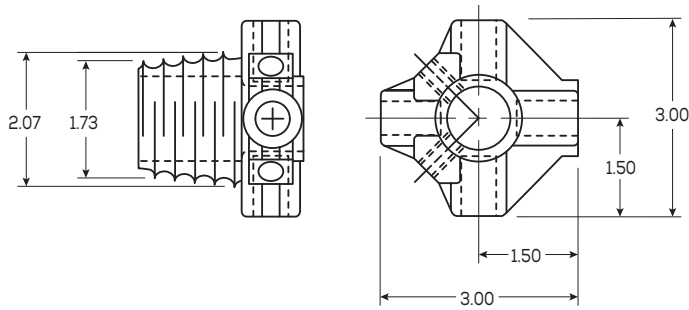
## SHAFTS FOR SINGLE SPRING OPERATORS

P/N	DESCRIPTION	SHAFT LENGTH
027-20001	Shaft Only	89.5"
027-20000	Shaft Only	96"

## SPRING ASSEMBLY FOR SINGLE SPRING OPERATORS

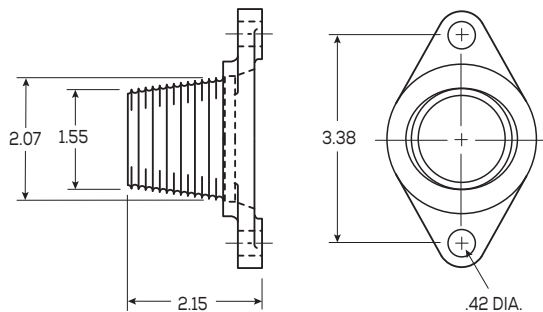
P/N	DESCRIPTION	SPRING LENGTH
027-20102	Spring Assembly Only	36"
027-20101	Spring Assembly Only	48"
027-20100	Spring Assembly Only	60"

## WINDING PLUG FOR SINGLE SPRING OPERATORS



P/N	DESCRIPTION	FINISH
027-20207	Winding Plug	Cast Steel

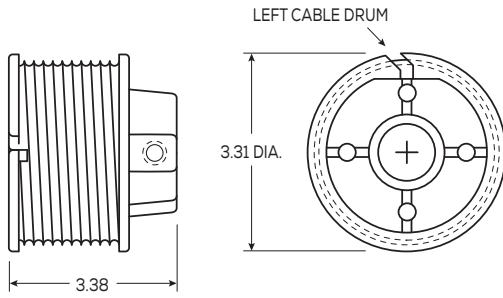
## BOLT (ANCHOR) PLUG FOR SINGLE SPRING OPERATORS



P/N	DESCRIPTION	FINISH
027-20208	Bolt Plug	Cast Steel

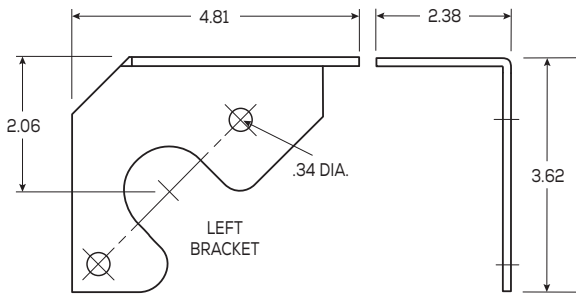
# ROLL-UP DOOR OPERATORS

## CABLE DRUMS FOR SINGLE SPRING OPERATORS



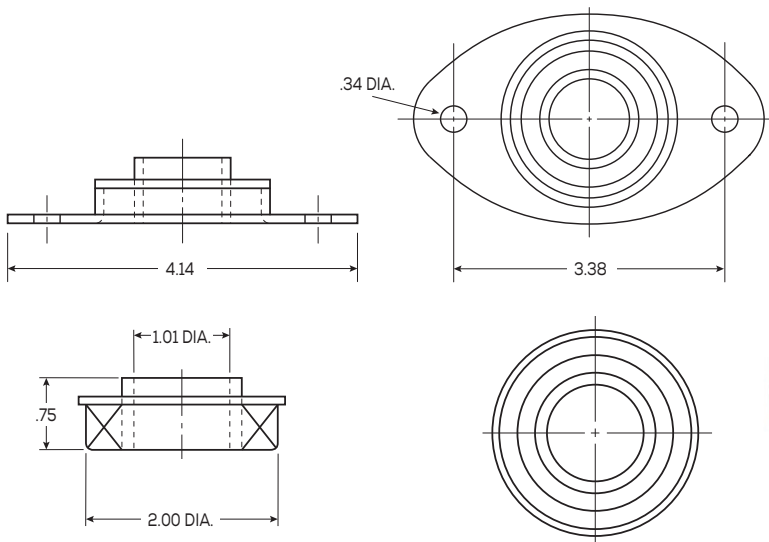
P/N	DESCRIPTION	FINISH
027-20300	Left (Roadside) Cable Drum	Cast Aluminum
027-20301	Right (Curbside) Cable Drum	Cast Aluminum

## OPERATOR BRACKETS FOR SINGLE SPRING OPERATORS



P/N	DESCRIPTION	FINISH
027-20400	Left (Roadside) Operator Bracket	Zinc Plated
027-20401	Right (Curbside) Operator Bracket	Zinc Plated

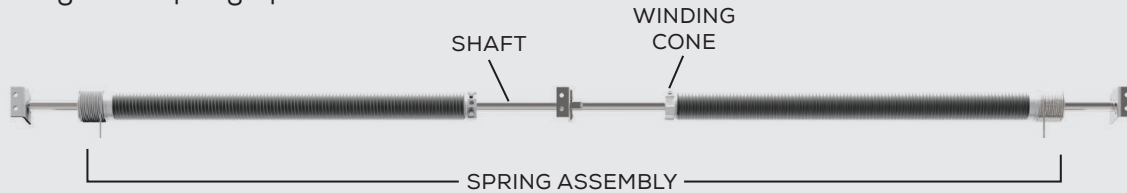
## BEARING & BRACKET PLATE FOR SINGLE SPRING OPERATORS



P/N	DESCRIPTION	FINISH
027-20500	Bearing & Bracket Plate Assembly	Zinc Plated
027-20530	1" Bearing	Zinc Plated

## DUAL SPRING OPERATOR ASSEMBLIES

- Includes: Left Hand & Right Hand Springs, Winding Cones, Cable Drums with Bearings and Spring Spacers



### SPRING ASSEMBLY

- Springs Treated with Rust Preventative
- 1.88" Inner Diameter
- Includes Cable Drum and Bearing Assembly, Winding Cone Wound onto Spring for Stronger Design & Internal Spring Spacer

### SPRING SPACER

- Extruded PVC Construction with Zinc Plated Thrust Washer

### WINDING CONE

- Zinc Die Cast Construction

### CABLE DRUM & BEARING ASSEMBLY

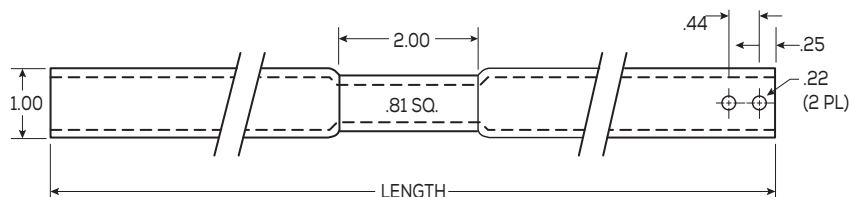
- Black Nylon
- Grooved to Prevent Cables from Binding or Wearing Prematurely
- Angle of Cable Slot Determines Left or Right Drum
- Roadside Cable Drum is Color Coded Red
- Hold up to 130" of Cable

### SHAFT

- Plain Finish Constructed of 1" O.D. Heavy Duty Steel Tubing
- Holes Drilled in One End for Cotter Pins

P/N	SHAFT LENGTH	SPRING LENGTH	WIRE DIA.	WINDING CONE COLOR CODE
027-24400	87"	33"	.182	Green
027-24401	93"	33"	.182	Green
027-24416	96"	33"	.182	Green
027-24402	87"	35"	.187	White
027-24403	93"	35"	.187	White
027-24417	96"	35"	.187	White

## SHAFTS FOR DUAL SPRING OPERATORS



P/N	DESCRIPTION	LENGTH
027-20003	Shaft for Dual Spring Operators	87"
027-20004	Shaft for Dual Spring Operators	93"
027-20010	Shaft for Dual Spring Operators	96"



# ROLL-UP DOOR OPERATORS

## SPRING ASSEMBLY FOR DUAL SPRING OPERATORS


- 1.88" Inner Diameter
- Includes Cable Drum and Bearing Assembly, Winding Cone Wound onto Spring for Stronger Design & Internal Spring Spacer



P/N	APPLICATION	SPRING LENGTH	WIRE DIA.	WINDING CONE COLOR CODE
027-20112	Curbside - RH Wound	33"	.182	Green
027-20113	Roadside - LH Wound	33"	.182	Green
027-20114	Curbside - RH Wound	35"	.187	White
027-20115	Roadside - LH Wound	35"	.187	White

## SPRING SPACER FOR DUAL SPRING OPERATORS

- Extruded PVC Construction with Zinc Plated Thrust Washer



P/N	DESCRIPTION	LENGTH
027-20126	Spring Spacer	33"
027-20127	Spring Spacer	35"

## BALANCER BRACKETS FOR DUAL SPRING OPERATORS

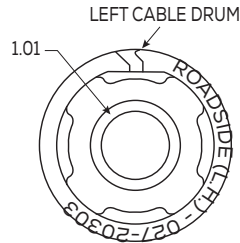
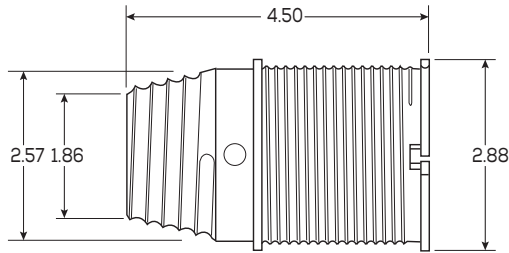
**END**

**CENTER**

**CLAMP**

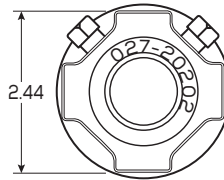
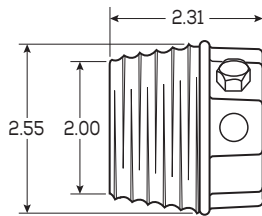
P/N	DESCRIPTION	FINISH
027-20307	Balancer Bracket, Roadside End	Plain Steel
027-20308	Balancer Bracket, Curbside End	Plain Steel
027-20305	Balancer Bracket, Center	Plain Steel
027-20306	Balancer Bracket, Clamp w/Nuts	Plain Steel

## CABLE DRUMS & BEARING ASSEMBLY FOR DUAL SPRING OPERATORS



P/N	DESCRIPTION	FINISH
027-20303	Cable Drum & Bearing Assembly, Left (Roadside), Color Coded Red	Black Nylon
027-20304	Cable Drum & Bearing Assembly, Right (Curbside)	Black Nylon

## WINDING CONE FOR DUAL SPRING OPERATORS

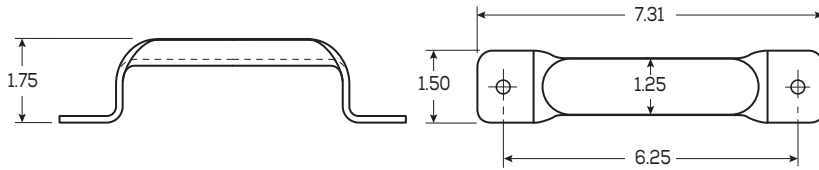


P/N	DESCRIPTION	FINISH
027-20202	Winding Cone	Zinc Die Cast

**For TRACK REPLACEMENT, see exploded door views or call our customer service team at 800.336.7778**

# ROLL-UP DOOR HANDLES

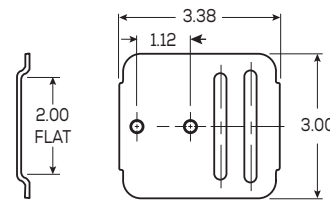
## HEAVY-DUTY LIFT HANDLE



P/N	DESCRIPTION	FINISH
025-10311	Wide Grip Lift Handle	Galvanized
025-10330	Wide Grip Lift Handle	E-Coat / Powdercoat
025E10311	Wide Grip Lift Handle	E-Coat

## PULL STRAP

- Durable 2" wide, black nylon strap for added strength and durability
- Custom lengths available

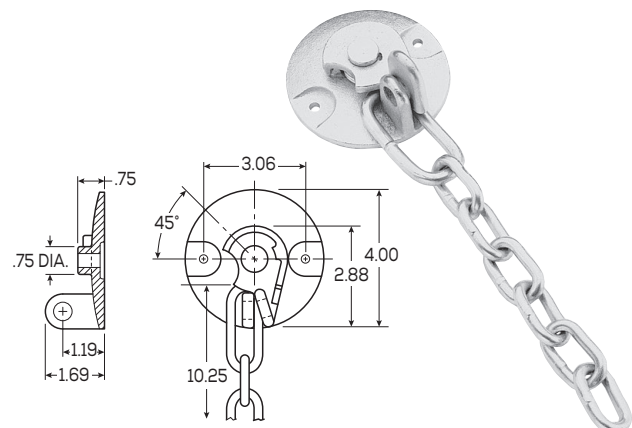


P/N	DESCRIPTION	RETAINER FINISH	RIVET FINISH
025-10402	15.5" Assembly	Galvanized	Zinc
025-10403	29.5" Assembly	Galvanized	Zinc
025-10404	33.5" Assembly	Galvanized	Zinc
025E10402	15.5" Assembly	E-Coat	Zinc
025E10403	29.5" Assembly	E-Coat	Zinc
025E10404	33.5" Assembly	E-Coat	Zinc
025-10335	33.5" Assembly	E-Coat/Powdercoat	Stainless Steel
025-10420	18" Strap Only	Black Nylon	-
025-10421	32" Strap Only	Black Nylon	-
025-10430	100 Yard Roll of Strap	Black Nylon	-
025-10331	3" x 3" Retainer Only	E-Coat/Powdercoat	-
025-10432	3" x 3" Retainer Only	Galvanized	-
025E10432	3" x 3" Retainer Only	E-Coat	-

## SAFETY CHAIN & KEEPER

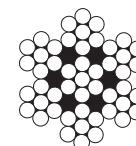
- Adds Additional Security
- Zinc Plated

P/N	DESCRIPTION
025-10600	Keeper & Chain Set
025-10601	Keeper, Single
025-10602	Chain, Single




## ROLL-UP DOOR CABLES

- Part number represents one pair of cables in a plastic bag
- Three standard eye hole diameters: .27 (1/4"), .34 (5/16"), and .45 (7/16")
- .125" diameter, 7 x 7 or heavy-duty 7 x 19 aircraft cable construction
- Nylon eye ends are used on 1/4" and 7/16" eye cables which give superior strength and corrosion resistance
- Aluminum eye ends are used on 5/16" eye cable



7 x 7 CABLE




7 x 19 CABLE

P/N	LENGTH	EYE	EYE ENDS	CABLE DIAMETER	CONSTRUCTION
025-01426	97"	1/4"	Nylon	.125"	7 x 19 Stainless
025-01065	97"	1/4"	Nylon	.125"	7 x 7 Galvanized
025-01427	97"	5/16"	Aluminum	.125"	7 x 19 Stainless
025-01037	97"	5/16"	Aluminum	.125"	7 x 7 Galvanized
025-01430	105"	1/4"	Nylon	.125"	7 x 19 Stainless
025-01076	105"	1/4"	Nylon	.125"	7 x 7 Galvanized
025-01431	105"	5/16"	Aluminum	.125"	7 x 19 Stainless
025-01067	105"	5/16"	Aluminum	.125"	7 x 7 Galvanized
025-01053	105"	7/16"	Nylon	.125"	7 x 7 Galvanized
025-01434	110"	1/4"	Nylon	.125"	7 x 19 Stainless
025-01029	110"	1/4"	Nylon	.125"	7 x 7 Galvanized
025-01435	110"	5/16"	Aluminum	.125"	7 x 19 Stainless
025-01078	110"	5/16"	Aluminum	.125"	7 x 7 Galvanized
025-01438	115"	1/4"	Nylon	.125"	7 x 19 Stainless
025-01031	115"	1/4"	Nylon	.125"	7 x 7 Galvanized
025-01439	115"	5/16"	Aluminum	.125"	7 x 19 Stainless
025-01088	115"	5/16"	Aluminum	.125"	7 x 7 Galvanized
025-01057	115"	7/16"	Nylon	.125"	7 x 7 Galvanized
025-01442	120"	1/4"	Nylon	.125"	7 x 19 Stainless
025-01069	120"	1/4"	Nylon	.125"	7 x 7 Galvanized
025-01443	120"	5/16"	Aluminum	.125"	7 x 19 Stainless
025-01070	120"	5/16"	Aluminum	.125"	7 x 7 Galvanized
025-01446	125"	1/4"	Nylon	.125"	7 x 19 Stainless
025-01074	125"	1/4"	Nylon	.125"	7 x 7 Galvanized
025-01447	125"	5/16"	Aluminum	.125"	7 x 19 Stainless
025-01039	125"	5/16"	Aluminum	.125"	7 x 7 Galvanized
025-01059	125"	7/16"	Nylon	.125"	7 x 7 Galvanized
025-01450	130"	1/4"	Nylon	.125"	7 x 19 Stainless
025-01035	130"	1/4"	Nylon	.125"	7 x 7 Galvanized
025-01451	130"	5/16"	Aluminum	.125"	7 x 19 Stainless
025-01123	130"	5/16"	Aluminum	.125"	7 x 7 Galvanized
025-01075	130"	7/16"	Nylon	.125"	7 x 7 Galvanized

# ROLL-UP DOOR CABLES

## BEVERAGE BODY ROLL-UP DOOR CABLES

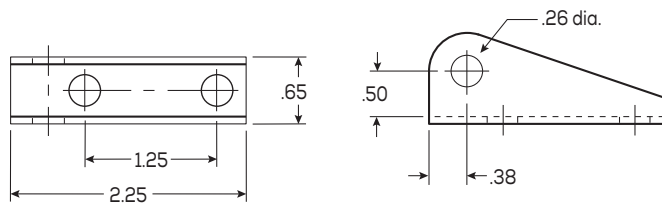
- Zinc plated tear drop shape eye
- Packaged as a pair in plastic bag



P/N	LENGTH	EYE	CONSTRUCTION
025-01575	110"	1/4"	7 x 7 Galvanized

## CABLE ANCHOR BRACKET

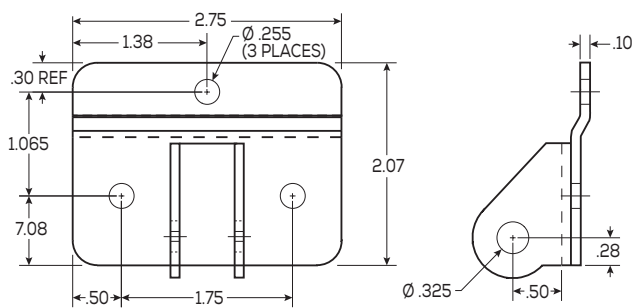
- Allows Proper Rotation of Cable Head



P/N	DESCRIPTION	FINISH
025-10300	Cable Anchor Bracket	Galvanized
025E10300	Cable Anchor Bracket	E-Coat

## HEAVY DUTY CABLE ANCHOR BRACKET

- Allows Proper Rotation of Cable Head on Flush Mount 2" Roller Doors



P/N	DESCRIPTION	FINISH
025-10301	Heavy Duty Cable Anchor Bracket	E-Coat
027-10801	Heavy Duty Cable Anchor Bracket & Bottom Fixture (025-60653)	E-Coat



## PREVENTATIVE MAINTENANCE & OPERATION TIPS FOR ROLL-UP DOORS

Roll-Up Doors are constantly exposed to wear and tear, making regular preventive maintenance important for decreasing expensive downtime and reducing repair expenses over the long haul.

### BENEFITS OF ROLL-UP DOOR PREVENTATIVE MAINTENANCE:

- ✔ Helps Prevent Corrosion and Premature Misalignment
- ✔ Maximizes Useful Life of the Door
- ✔ Decreases Need for Repairs and Part Replacements
- ✔ Reduces Chance of Cargo Theft
- ✔ Reduces Unnecessary Safety Risks

### MAINTENANCE & OPERATION TIPS

Below are some practical tips to prolong the life of your door systems & avoid unwanted repair costs:

1. **Clean Regularly** - A clean door helps prevent corrosion and keeps debris from getting in the track so components continue to operate properly.
2. **Avoid Excessive Force** when opening/closing - When a roll-up door does not open/close correctly, a problem may be present and excessive force could cause more damage.
3. **Lubricate Rollers** - Use a high-quality lubricant to keep the rollers running smoothly along the tracks. Take care to avoid using too much lubricant, which could lead to dust & debris building up, causing the rollers to stick.
4. **Safe Operation** - Do not drive with your roll-up door in the UP position. Be sure the door is in the down position and the latch is secured before driving. Failure to do so could cause damage to the panels due to the weight of the door in the UP position. Hinges and rollers are easily damaged from stop/go motion if the door is left up.
5. **Always Secure Your Load** - Loose cargo can move around and cause severe damage to panels, hinges, roller and other door components. We recommend Save-A-Load Cargo Bars for premium load securement.



To ensure you are maintaining your roll-up door correctly, we recommend the following maintenance schedule:

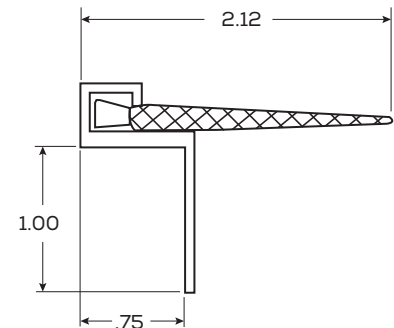
MAINTENANCE TYPE	FREQUENCY
Cable Replacement	Every 5 Years
Greasing of Rollers & Hinges	Monthly
Lubrication of Guides, Tracks, and Operator	Monthly
Inspection of Cables/Adjusting Tension	Monthly <u>OR</u> When Door is Not Operating Properly
Inspection of Latches & Locking Mechanism	Monthly

## ROLL-UP DOOR SEALS & RETAINERS

Designed to keep dust, dirt and the elements away from your cargo, we have a full line of Top (Head), Bottom and Side Seals.

### STANDARD HEAD SEAL & RETAINER

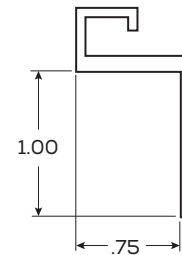
- Retainer extrusion is constructed of high quality aluminum
- Seal molded from long lasting rubber
- Renders easy replacement of top seal without damaging extrusion
- Seal protects cargo area from dirt and moisture
- Panel mounted seal reduces wear and lasts longer



P/N	DESCRIPTION	LENGTH
026-40204	Head Seal Assembly	96"
026-40200	Head Seal ONLY	96"

### BRUSH HEAD RETAINER


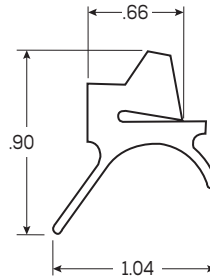
- Top panel mounted for easy installation
- Retainer extrusion is constructed of high quality aluminum



P/N	DESCRIPTION	LENGTH
026-40202	Head Seal Retainer Extrusion ONLY	96"

## STANDARD BOTTOM SEAL FOR RECESSED 1" ROLLER DOOR

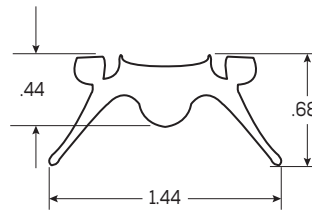
- Extruded from long lasting rubber
- Prevents dirt and moisture from entering cargo bay



P/N	DESCRIPTION	LENGTH
026-40001	Bottom Seal for 1" Roller Door	98"

## BOTTOM SEAL FOR FLUSH MOUNT 2" ROLLER DOOR


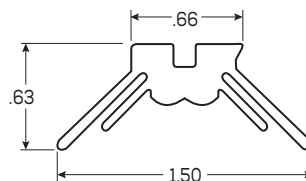
- Flexible PVC material



P/N	DESCRIPTION	LENGTH
026-40027	Bottom Seal for 2" Roller Door	98"

## OFFSET BOTTOM SEAL FOR FLUSH MOUNT 2" ROLLER DOOR

- Co-extruded using rigid PVC backing with flexible PVC seal
- To be used with offset u-channel retainer


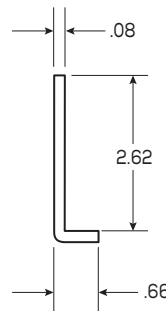


P/N	DESCRIPTION	LENGTH
026-40045	Offset Bottom Seal for 2" Roller Door	98"

## BOTTOM SEAL RETAINER FOR 1" ROLLER DOOR

- Galvanized steel construction for extra strength and corrosion resistance
- Fits both standard and heavy-duty bottom seals
- Pre-punched holes for added convenience


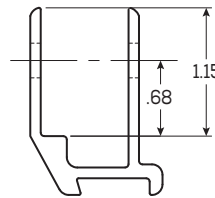
P/N	LENGTH
026-40018	84"
026-40019	90"
026-40007	96"



## OFFSET SEAL RETAINER FOR FLUSH MOUNT 2" ROLLER DOOR


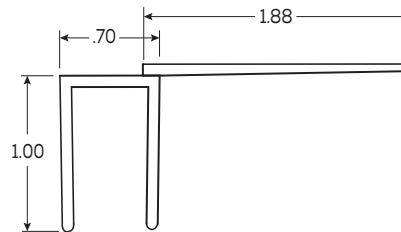
- Aluminum extrusion construction
- Retainer is offset to allow header clearance with seal when door is in open position

P/N	LENGTH
026-40050	98"



## HEAD SEAL & RETAINER FOR TOUGHTRAK®


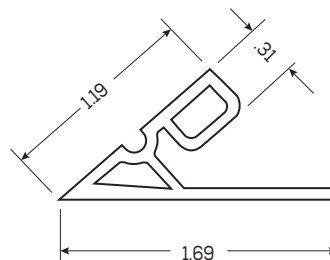
- Seal Molded from Long Lasting rubber
- Renders Easy Replacement of Top Seal
- Seal Protects Cargo Area from Dirt and Moisture
- Panel Mounted Seal Reduces Wear and Lasts Longer



P/N	LENGTH
026-40300	98"

## STANDARD SIDE SEAL FOR RECESSED 1" ROLLER DOOR

- Extruded from Long Lasting Rubber
- Seal Protects Cargo Area from Dirt and Moisture
- Used with Standard J Channel Vertical Angle with 1.00" Track


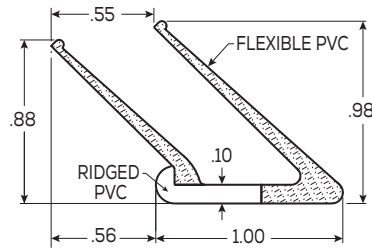


P/N	LENGTH
026-40410	116"

## REEFER SIDE SEAL


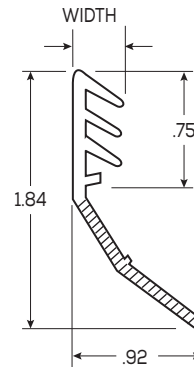
- Co-Extruded Using PVC Backing with Flexible PVC Seal Against the Door

P/N	LENGTH
026-40402	98"



## DUAL DUROMETER SIDE SEAL

- Allows for easy door operation
- Seal protects cargo area from dirt and moisture
- Will not bunch up as bottom panel goes around top curve
- Co-extruded using rigid PVC backing with flexible PVC seal against the door
- For use with right angle vertical track
- Fits only right angle vertical track assembly



P/N	LENGTH	WIDTH
026-40400	116"	.34"



# SWING DOOR SOLUTIONS

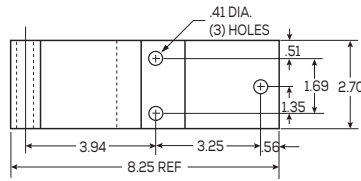
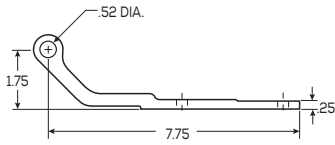
**WITH OVER 1,000 HIGH QUALITY COMPONENTS FROM HINGES TO LOCK RODS TO HOLD-BACKS, OUR SWING DOOR PRODUCT OFFERING IS ONE OF THE LARGEST IN THE INDUSTRY.**

You can be confident that each high quality, durable component is engineered to last. Fully assembled swing doors are available with your vendor-supplied blanks.

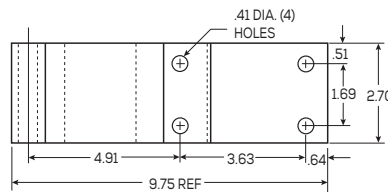
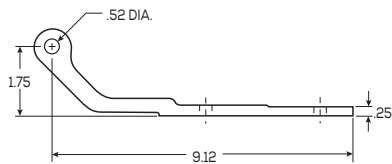
- // SWING DOOR HINGES
- // HINGE PINS & BUTTS
- // HOLD-BACKS
- // HANDLES
- // LOCKRODS & COMPONENTS
- // BUMPERS
- // LOUVERED VENTS
- // DRY FREIGHT VENT DOORS



## DORSEY STYLE HINGES

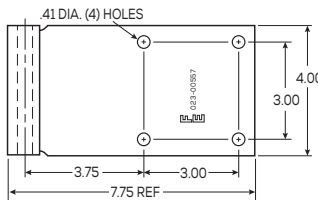
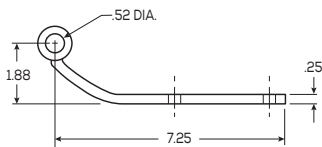


P/N	DESCRIPTION	FINISH	HINGE PIN	HINGE BUTT
022-00889*	Three-Hole Hinge	Aluminum Extrusion	997-98022	023-00662

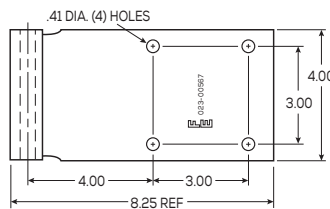
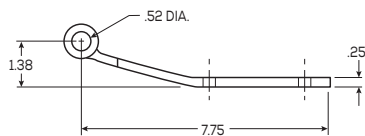


P/N	DESCRIPTION	FINISH	HINGE PIN	HINGE BUTT
022-00888*	Four-Hole Hinge	Aluminum Extrusion	997-98022	023-00662

## FRUEHAUF STYLE HINGES



P/N	DESCRIPTION	FINISH	HINGE PIN	HINGE BUTT
023-00557	Offset Radius Four-Hole Hinge	Steel Stamped, Zinc Plated	997-98017	-

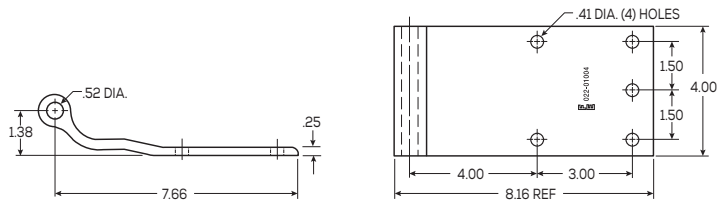


P/N	DESCRIPTION	FINISH	HINGE PIN	HINGE BUTT
023-00567	Straight Offset, Four-Hole Hinge	Steel Stamped, Zinc Plated	997-98017	-

\* Order in multiples of 10 shipped in shelf-ready box

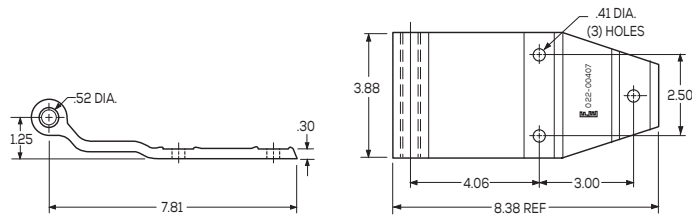
# SWING DOOR HINGES

## FRUEHAUF STYLE HINGES

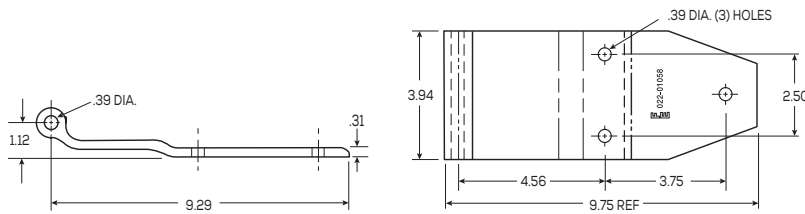


P/N	DESCRIPTION	FINISH	HINGE PIN	HINGE BUTT
022-01004*	Five-Hole Hinge	Aluminum Extrusion	997-98017	-

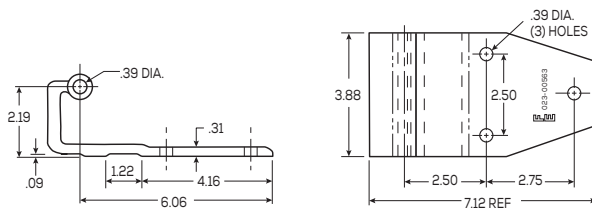
## GREAT DANE STYLE HINGES



P/N	DESCRIPTION	FINISH	HINGE PIN	INSERT
022-00407*	Three-Hole Hinge, with Insert	Aluminum Extrusion	997-98027	022-01405



P/N	DESCRIPTION	FINISH	HINGE PIN	HINGE BUTT
022-01058*	Three-Hole Hinge	Aluminum Extrusion	997-98015	-

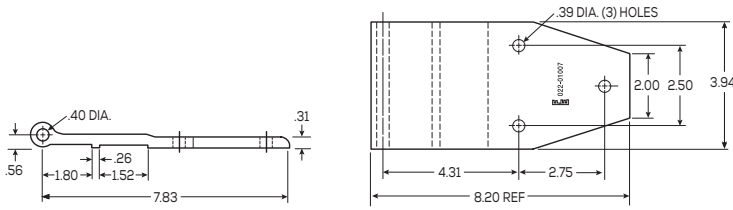


P/N	DESCRIPTION	FINISH	HINGE PIN	HINGE BUTT
023-00563*	Three-Hole Hinge	Aluminum Extrusion	997-98015	-

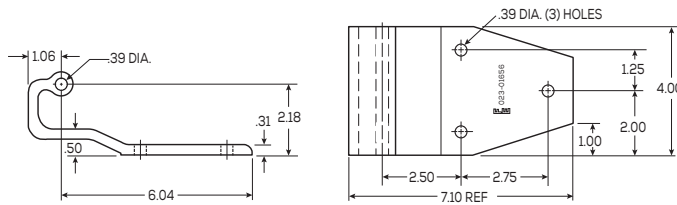
\* Order in multiples of 10 shipped in shelf-ready box



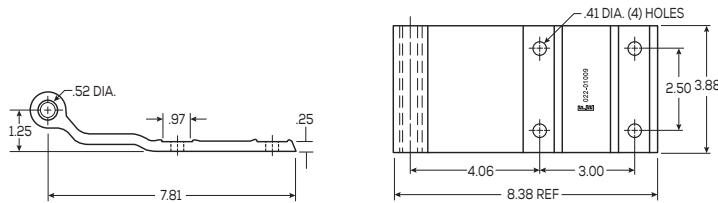
## GREAT DANE STYLE HINGES



P/N	DESCRIPTION	FINISH	HINGE PIN	HINGE BUTT
022-01007	Three-Hole Hinge	Aluminum Extrusion	997-98015	-

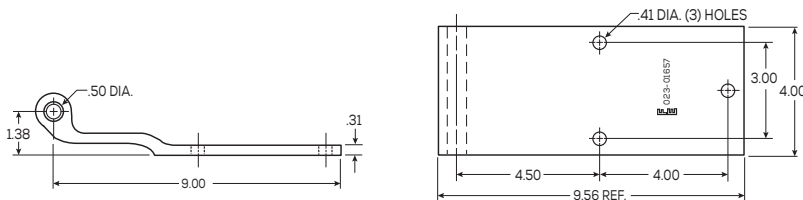


P/N	DESCRIPTION	FINISH	HINGE PIN	HINGE BUTT
023-01656*	Three-Hole Hinge	Aluminum Extrusion	997-98015	-



P/N	DESCRIPTION	FINISH	HINGE PIN	INSERT
022-01009*	Four-Hole Hinge	Aluminum Extrusion	997-98027	022-01405

## HYUNDAI STYLE HINGES

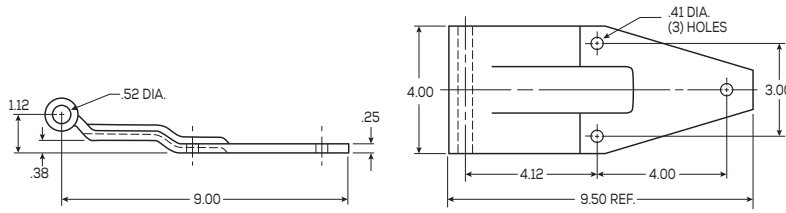


P/N	DESCRIPTION	FINISH	INSERT	HINGE BUTT
023-01657*	Three-Hole Hinge, with Insert	Aluminum Extrusion	022-01405	-

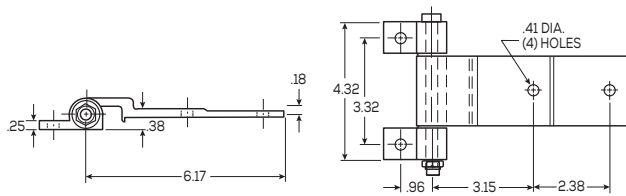
\* Order in multiples of 10 shipped in shelf-ready box

# SWING DOOR HINGES

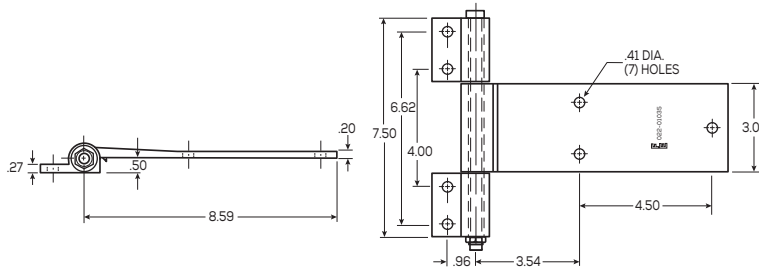
## KENTUCKY STYLE HINGES



P/N	DESCRIPTION	FINISH	HINGE PIN	HINGE BUTT
022-00614	Three-Hole Hinge, with Reinforced Rib	Steel Stamped, Zinc Plated	997-98017	023-00645

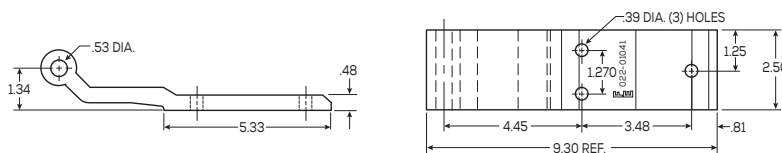


P/N	DESCRIPTION	FINISH	HINGE STRAP	HINGE BUTT
022-01040	Belly Box Hinge Assembly, with Inserts	Aluminum Extrusion	022-01090	022-01091



P/N	DESCRIPTION	FINISH	HINGE STRAP	HINGE BUTT
022-01035	Side Door Hinge Assembly, with Inserts	Aluminum Extrusion	022-01092	022-01093

## MANAC STYLE HINGES

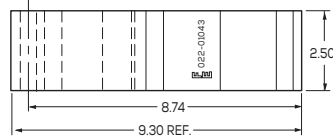
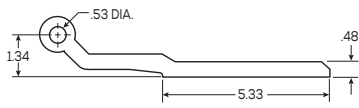


P/N	DESCRIPTION	FINISH	HINGE PIN	HINGE BUTT
022-01041*	Three-Hole Hinge	Aluminum Extrusion	-	-

\* Order in multiples of 10 shipped in shelf-ready box

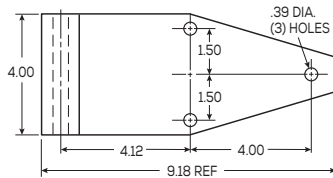
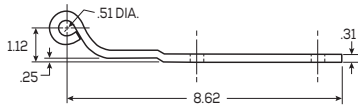


## MANAC STYLE HINGES



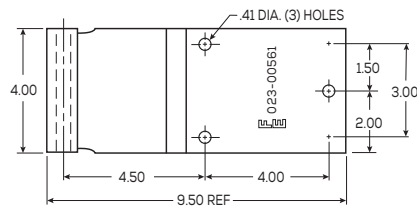
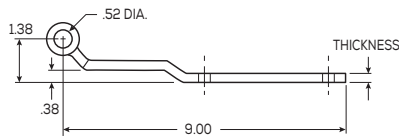
P/N	DESCRIPTION	FINISH	HINGE PIN	HINGE BUTT
022-01043*	No Hole Hinge	Aluminum Extrusion	-	-

## MILLER STYLE HINGES

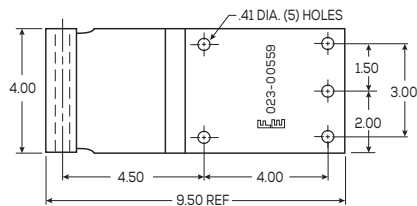
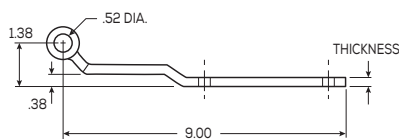


P/N	DESCRIPTION	FINISH	HINGE PIN	HINGE BUTT
022-00030	Three-Hole Hinge	Steel Stamped, Zinc Plated	997-98017 021-00376	-

## MINER STYLE HINGES



P/N	DESCRIPTION	FINISH	HINGE PIN	HINGE BUTT
023-00561	Three-Hole Hinge	Steel Stamped, Zinc Plated	997-98017	023-00664
023-01502	Three-Hole Hinge, with Zerk Fitting	Steel Stamped, Zinc Plated	997-98017	023-00664

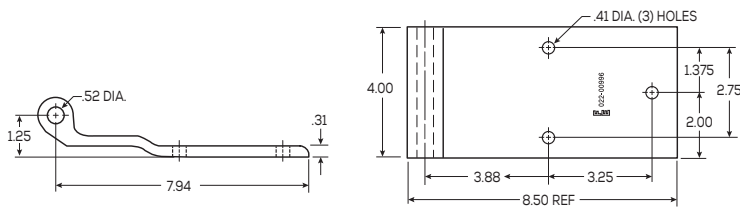


P/N	DESCRIPTION	FINISH	HINGE PIN	HINGE BUTT
023-00559	Five-Hole Hinge	Zinc	997-98017	023-00664
023-02009	Five-Hole Hinge	Galvanized	997-98017	-

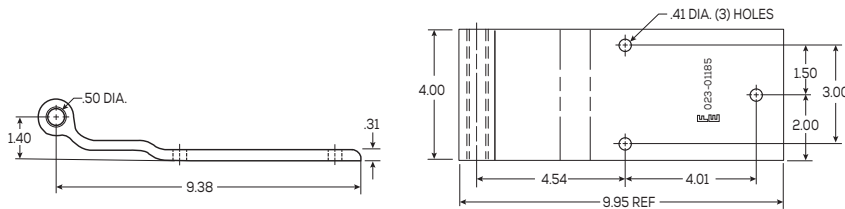
\* Order in multiples of 10 shipped in shelf-ready box

# SWING DOOR HINGES

## MONON STYLE HINGES

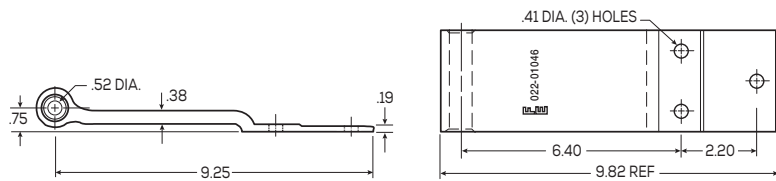


P/N	DESCRIPTION	FINISH	HINGE PIN	HINGE BUTT
022-00996*	Three-Hole Hinge	Aluminum Extrusion	-	-



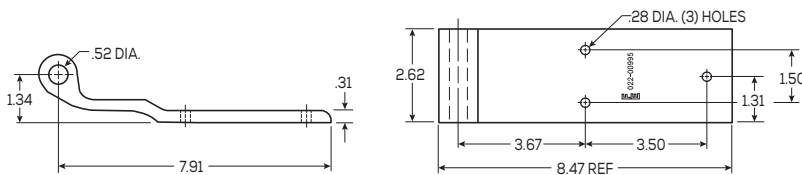
P/N	DESCRIPTION	FINISH	INSERT	HINGE BUTT
022-01185*	Three-Hole Hinge	Aluminum Extrusion	022-01405	-

## MORGAN STYLE HINGES



P/N	DESCRIPTION	FINISH	HINGE PIN	HINGE BUTT
022-01046*	Three-Hole Hinge, with insert	Aluminum Extrusion	-	-

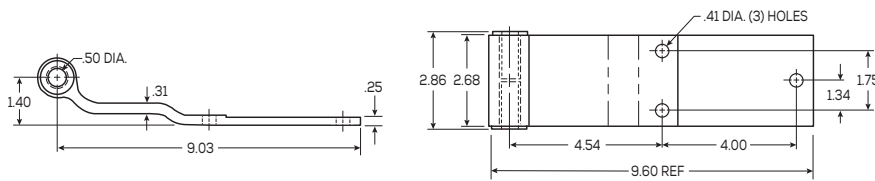
## PINES STYLE HINGES



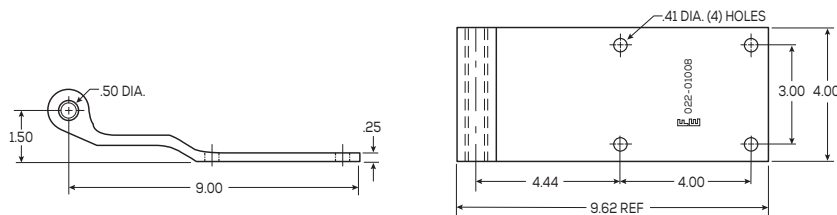
P/N	DESCRIPTION	FINISH	HINGE PIN	HINGE BUTT
022-00995	Three-Hole Hinge	Aluminum Extrusion	-	-

\* Order in multiples of 10 shipped in shelf-ready box

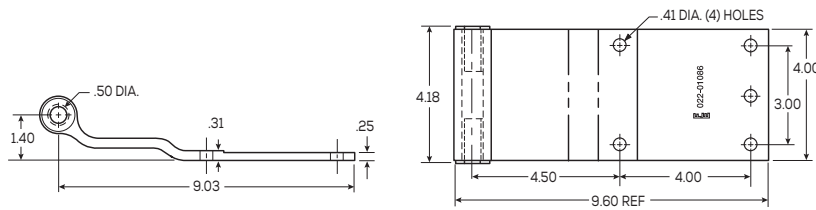
## STOUGHTON STYLE HINGES



P/N	DESCRIPTION	FINISH	INSERT	HINGE BUTT
022-01081	Three-Hole Hinge, with collared insert	Aluminum Extrusion	022-01083	-

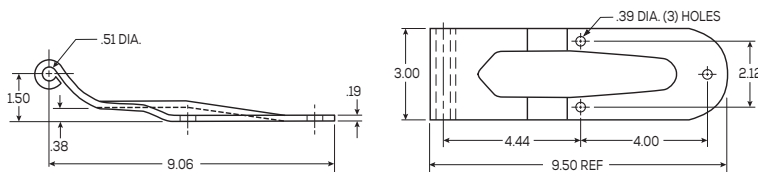


P/N	DESCRIPTION	FINISH	HINGE PIN	INSERT
022-01008*	Four-Hole Hinge	Aluminum Extrusion	997-98017 021-00376	022-01405



P/N	DESCRIPTION	FINISH	HINGE PIN	INSERT
022-01086*	Five-Hole Hinge, with collared insert	Aluminum Extrusion	997-98015	022-01083

## STRICK STYLE HINGES

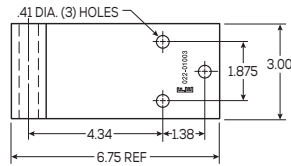
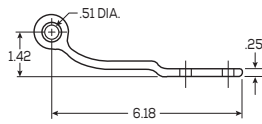


P/N	DESCRIPTION	FINISH	HINGE PIN	HINGE BUTT
022-00490	Three-Hole Hinge, with Stamped Reinforcing Rib	Hot Dip Galvanized	-	023-00642

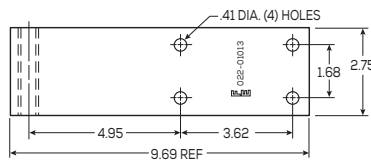
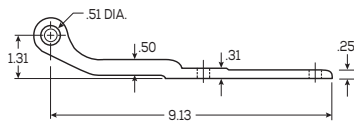
\* Order in multiples of 10 shipped in shelf-ready box

# SWING DOOR HINGES

## STRICK STYLE HINGES

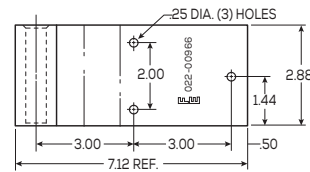
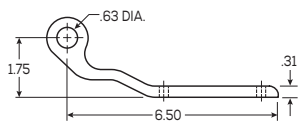


P/N	DESCRIPTION	FINISH	HINGE PIN	HINGE BUTT
022-01003*	Three-Hole Hinge, with Insert	Aluminum Extrusion	-	-

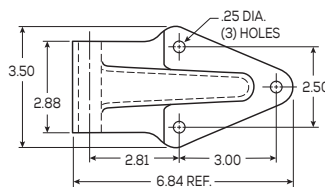
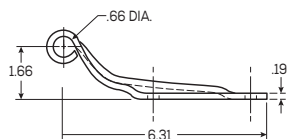


P/N	DESCRIPTION	FINISH	HINGE PIN	HINGE BUTT
022-01013	Four-Hole Hinge with Insert	Aluminum Extrusion	-	-

## TRAILMOBILE STYLE HINGES



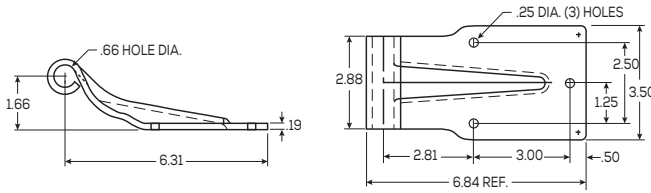
P/N	DESCRIPTION	FINISH	HINGE PIN	HINGE BUTT
022-00966*	Three-Hole Hinge	Aluminum Extrusion	997-98016	023-00678



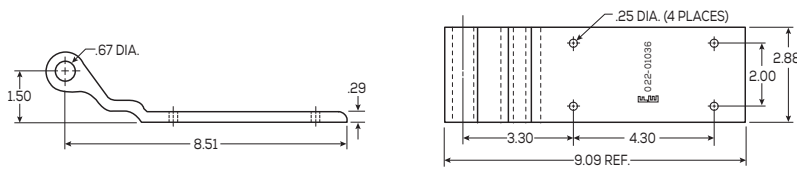
P/N	DESCRIPTION	FINISH	HINGE PIN	HINGE BUTT
023-00008	Three-Hole Hinge	Steel Stamped, Zinc Plated	997-98016	023-00678

\* Order in multiples of 10 shipped in shelf-ready box

## TRAILMOBILE STYLE HINGES

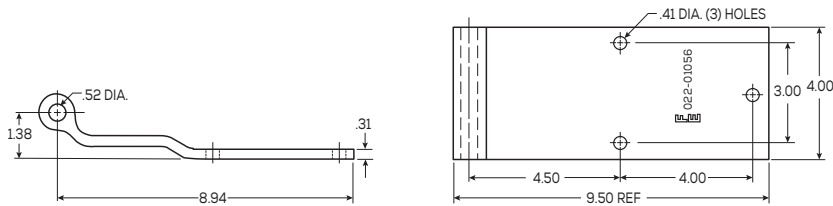


P/N	DESCRIPTION	FINISH	HINGE PIN	HINGE BUTT
023-00940	Three-Hole Hinge, Square End	Steel Stamped, Zinc Plated	997-98016	023-00678

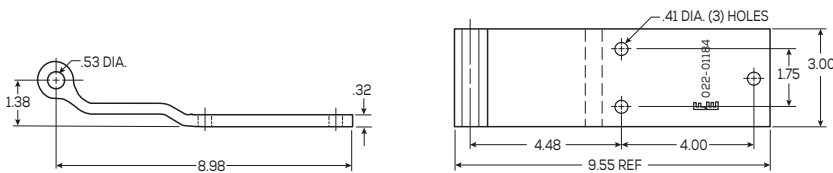


P/N	DESCRIPTION	FINISH	HINGE PIN	HINGE BUTT
022-01036	Four-Hole Hinge	Aluminum Extrusion	997-98016	-

## UTILITY STYLE HINGES



P/N	DESCRIPTION	FINISH	HINGE PIN	HINGE BUTT
022-01056	Three-Hole Hinge	Aluminum Extrusion	997-98017 997-98020	-



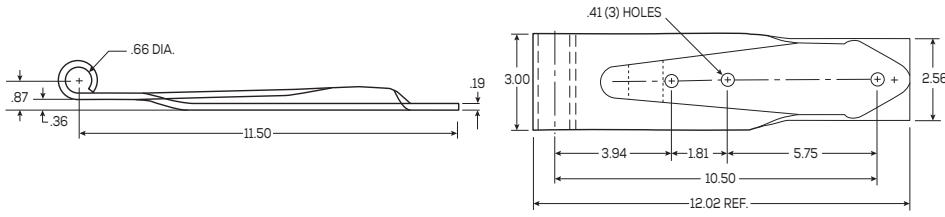
P/N	DESCRIPTION	FINISH	HINGE PIN	HINGE BUTT
022-01184	Three-Hole Hinge	Aluminum Extrusion	-	-

\* Order in multiples of 10 shipped in shelf-ready box



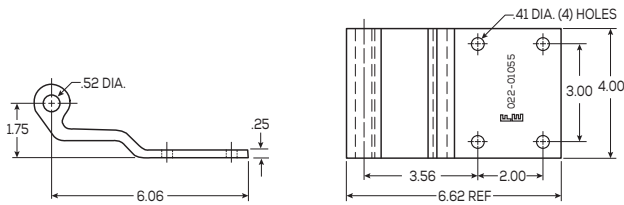
# SWING DOOR HINGES

## UTILITY STYLE HINGES



P/N	DESCRIPTION	FINISH	HINGE PIN	HINGE BUTT
023-00943	Three-Hole Hinge with Stamped Reinforcing Rib	Steel Stamped, Zinc Plated	997-98019	-

## VANCO STYLE HINGES



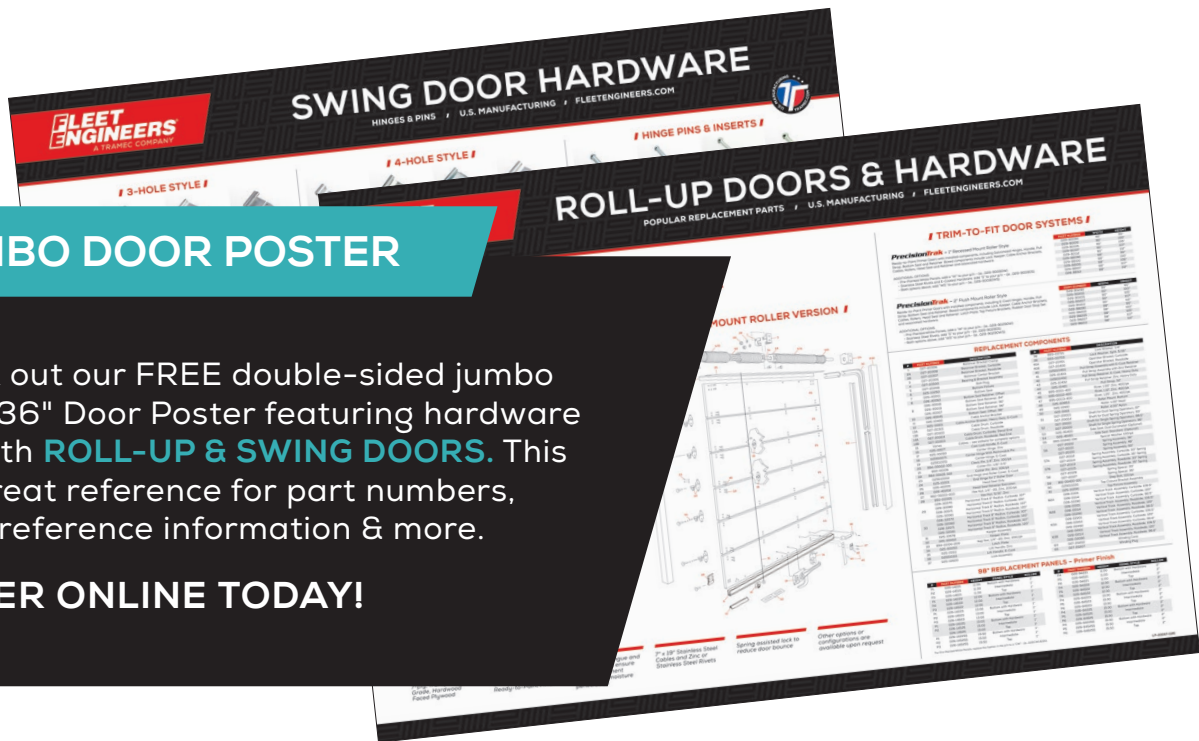
P/N	DESCRIPTION	FINISH	HINGE PIN	HINGE BUTT
022-01055*	Four-Hole Hinge	Aluminum Extrusion	997-98017 021-00376	-

\* Order in multiples of 10 shipped in shelf-ready box

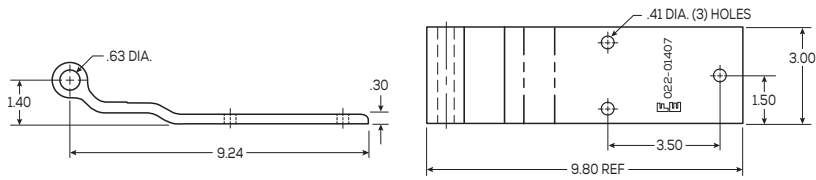
## JUMBO DOOR POSTER

Check out our FREE double-sided jumbo 24" x 36" Door Poster featuring hardware for both **ROLL-UP & SWING DOORS**. This is a great reference for part numbers, cross reference information & more.

**ORDER ONLINE TODAY!**

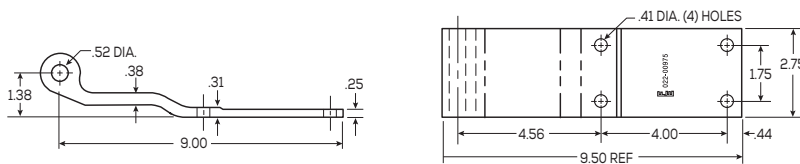


## VANGUARD STYLE HINGES

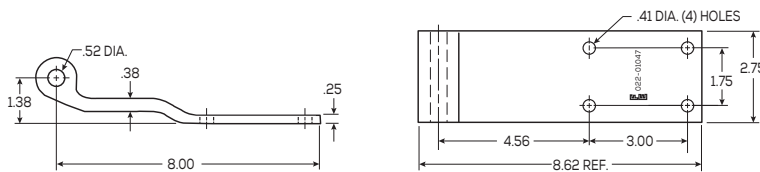


P/N	DESCRIPTION	FINISH	HINGE PIN	HINGE BUTT
022-01407	Three-Hole Hinge	Aluminum Extrusion	-	-
022-01404	Nylon Insert Only	Nylon	-	-

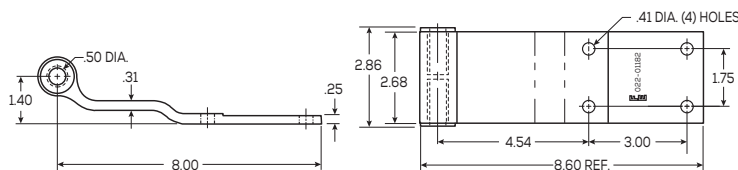
## WABASH STYLE HINGES



P/N	DESCRIPTION	FINISH	HINGE PIN	HINGE BUTT
022-00975	Four-Hole Hinge	Aluminum Extrusion	-	023-00669



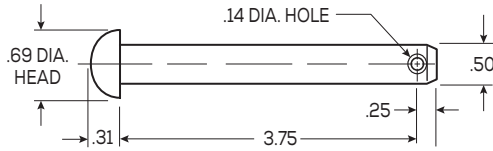
P/N	DESCRIPTION	FINISH	HINGE PIN	HINGE BUTT
022-01047	Four-Hole Hinge for Reefers	Aluminum Extrusion	-	023-00669



P/N	DESCRIPTION	FINISH	INSERT	HINGE BUTT
022-01182	Four-Hole Hinge	Aluminum Extrusion	022-01083	023-00669

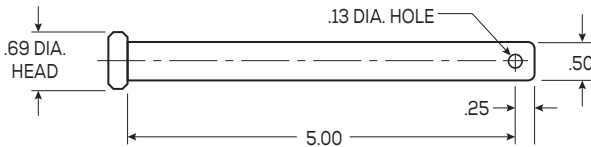
# SWING DOOR HINGE PINS

## DORSEY STYLE HINGE PIN



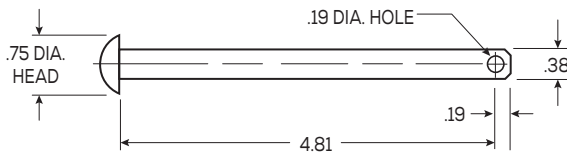
P/N	DESCRIPTION	FINISH	COTTER PIN
997-98022	Hinge Pin with End Hole for Cotter Pin	Zinc Plated	994-00105

## FRUEHAUF & MINOR STYLE HINGE PIN

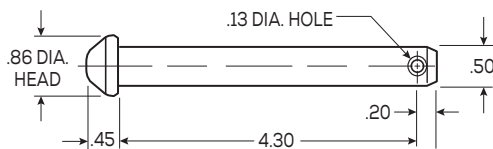


P/N	DESCRIPTION	FINISH	COTTER PIN
997-98017	Hinge Pin with End Hole for Cotter Pin	Zinc Plated	994-00105
997-98020	Hinge Pin with End Hole for Cotter Pin	Stainless Steel	994-00105

## GREAT DANE STYLE HINGE PIN



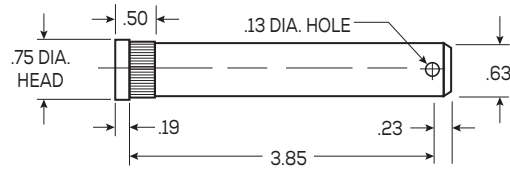
P/N	DESCRIPTION	FINISH	COTTER PIN
997-98015	Hinge Pin with End Hole for Cotter Pin, Round Head	Zinc Plated	994-00105



P/N	DESCRIPTION	FINISH	COTTER PIN
997-98027	Hinge Pin with End Hole for Cotter Pin	Zinc Plated	994-00105

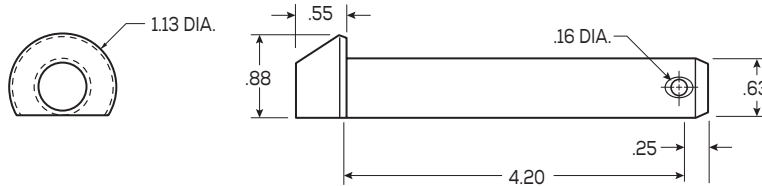
# SWING DOOR HINGE PINS

## TRAILMOBILE STYLE HINGE PIN



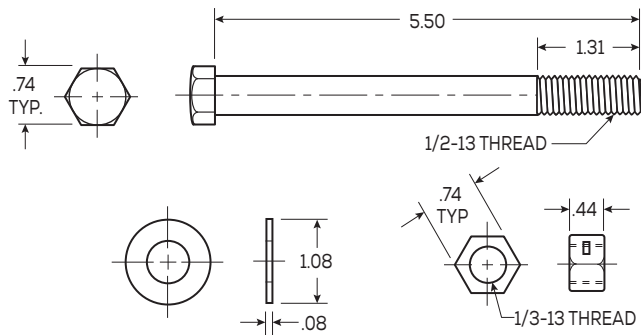
P/N	DESCRIPTION	FINISH	COTTER PIN
997-98016	Hinge Pin with End Hole for Cotter Pin	Zinc Plated	994-00105

## UTILITY STYLE HINGE PIN



P/N	DESCRIPTION	FINISH	COTTER PIN
997-98019	Hinge Pin with End Hole for Cotter Pin	Zinc Plated	994-00105

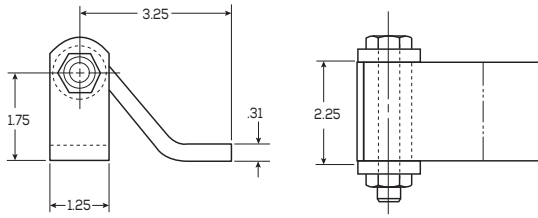
## HINGE BOLT-PIN HARDWARE PACKAGE



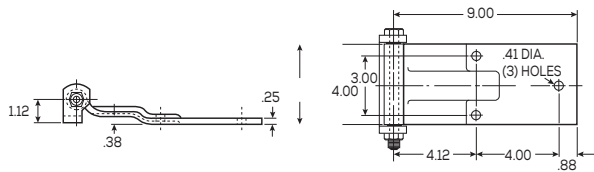
P/N	DESCRIPTION	FINISH	BOLT SIZE
021-00376	Hinge Pin Packaged Set with 1 Bolt, 1 Nut and 4 Washers	Zinc Plated	1/2"-13 x 5.5"

# SWING DOOR HINGE BUTTS

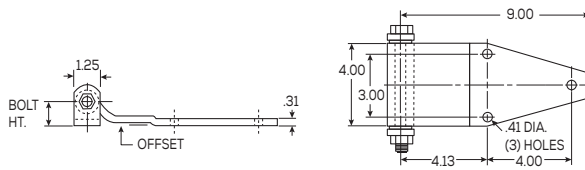
## BUTT HINGE ASSEMBLIES



P/N	DESCRIPTION	FINISH
021-00181	3.25" Flush Weld-On Narrow Butt Hinge with Removable Pin using Nut, Bolt and Thrust Washers	Steel Construction Plain Finish



P/N	DESCRIPTION	FINISH
022-00551	9" Flush with Embossed Rib Butt Hinge with Nut, Bolt and Thrust Washers, Rolled End Hinge	Zinc Plated

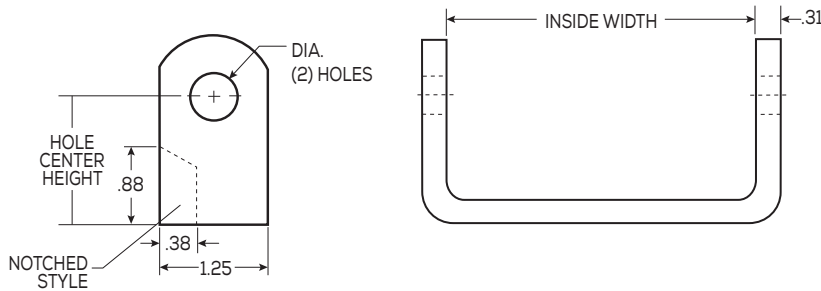


P/N	DESCRIPTION	FINISH
022-00545	9" Miller Style Butt Hinge with Nut, Bolt and Thrust Washers, .62" offset, 1.75" Bolt Height	Zinc Plated
022-00830	9" Miller Style Butt Hinge with Nut, Bolt and Thrust Washers, Flush, 1.12" Bolt Height	Zinc Plates



## ONE-PIECE WELD-ON HINGE BUTTS

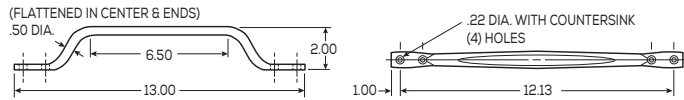
- .31" hot rolled steel stamping
- Plain, zinc plated or stainless steel available
- Straight or notched style available
- Optional hardware, like hinge pins available



P/N	DESCRIPTION	FINISH	HOLE DIA.	INSIDE WIDTH	HEIGHT TO HOLE CENTER	HINGE(S)	CROSS REFERENCE
023-00583	1-Piece Weld-On Hinge Butt, Notched	Stainless Steel	.51"	2.88"	1.75"	022-00888 022-00889	Dorsey
023-00639	1-Piece Weld-On Hinge Butt, Straight	Zinc Plated	.51"	4.25"	1.12"	022-00030	Miller
023-00641	1-Piece Weld-On Hinge Butt, Straight	Zinc Plated	.51"	4.25"	1.75"	-	Miller
023-00642	1-Piece Weld-On Hinge Butt, Straight	Zinc Plated	.51"	3.25"	1.50"	022-00490	Strick
023-00645	1-Piece Weld-On Hinge Butt, Notched	Zinc Plated	.51"	4.25"	1.12"	022-00614	Kentucky
023-00646	1-Piece Weld-On Hinge Butt, Notched	Zinc Plated	.51"	4.26"	1.50"	-	-
023-00659	1-Piece Weld-On Hinge Butt, Notched	Plain Steel	.51"	4.25"	1.12"	-	-
023-00660	1-Piece Weld-On Hinge Butt, Straight	Plain Steel	.51"	2.88"	2.13"	-	Dorsey
023-00662	1-Piece Weld-On Hinge Butt, Notched	Plain Steel	.51"	2.88"	1.75"	022-00888, 022-00889	Dorsey
023-00664	1-Piece Weld-On Hinge Butt, Notched	Zinc Plated	.51"	4.25"	1.38"	023-00559	-
023-00669	1-Piece Weld-On Hinge Butt, Notched	Plain Steel	.51"	3.00"	1.38"	022-00975, 022-01047, 022-01105, 022-01182	Wabash
023-00674	1-Piece Weld-On Hinge Butt, Notched	Zinc Plated	.51"	4.25"	1.88"	023-00557	Fruehauf
023-00678	1-Piece Weld-On Hinge Butt, Notched	Plain Steel	.63"	3.00"	1.63"	023-00940	Trailmobile
022-01001	1-Piece Weld-On Hinge Butt, Straight	Plain Steel	.51"	3.13"	1.00"	-	-

# SWING DOOR HANDLE & HOLD-BACKS

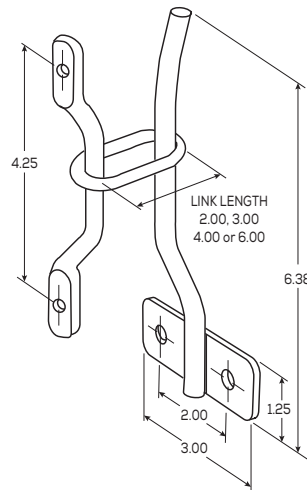
## SWING DOOR HANDLES



P/N	DESCRIPTION	FINISH
022-00627	Grab Handle	Chromed Steel Construction

## SWING DOOR HOLD-BACKS

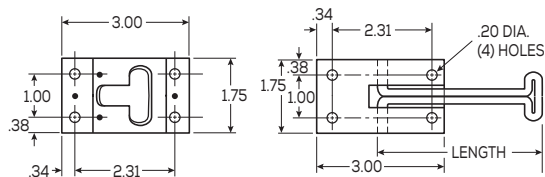
- Hook mount holes are .41"
- Handle mounting holes are .20"



P/N	DESCRIPTION	FINISH
021-00372	Packaged Set of 3" Loop, Footman Loop and Hold-Back Hook	Hot-Dipped Galvanized
021-00373	Packaged Set of 4" Loop, Footman Loop and Hold-Back Hook	Hot-Dipped Galvanized
021-00374	Packaged Set of 6" Loop, Footman Loop and Hold-Back Hook	Hot-Dipped Galvanized
022-01079	3" Loop	Hot-Dipped Galvanized
022-01077	4" Loop	Hot-Dipped Galvanized
022-01078	6" Loop	Hot-Dipped Galvanized
022-00628	Footman Loop	Hot-Dipped Galvanized
022-00081	Hold-Back Hook, 2-Hole	Hot-Dipped Galvanized

# SWING DOOR HANDLE & HOLD-BACKS

## T-SLOT HOLD-BACKS



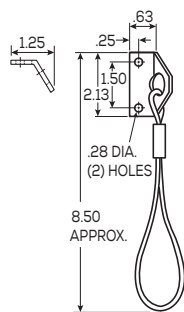
BASE



TEE HOLDER

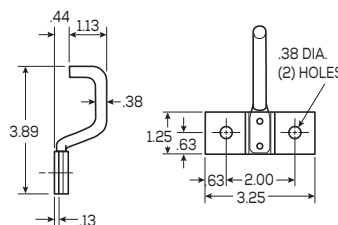
P/N	DESCRIPTION	FINISH
022-00522	Base for T-Slot Hold-Back	Zinc Plated
022-00990	T-Slot Tee Holder, 4" Tee Bar	Zinc Plated
022-00991	T-Slot Tee Holder, 6" Tee Bar	Zinc Plated
022-01022	T-Slot Tee Holder and Base, 4" Tee Bar	Zinc Plated
022-01024	T-Slot Tee Holder and Base, 6" Tee Bar	Zinc Plated

## CABLE HOLD-BACK



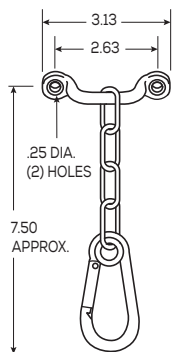
P/N	DESCRIPTION
022-00487	Plastic Coated Cable Hold-Back

## PIG-TAIL HOLD-BACK



P/N	DESCRIPTION
022-00577	Projection Welded, Zinc Plated

## CHAIN & SNAP HOLD-BACKS



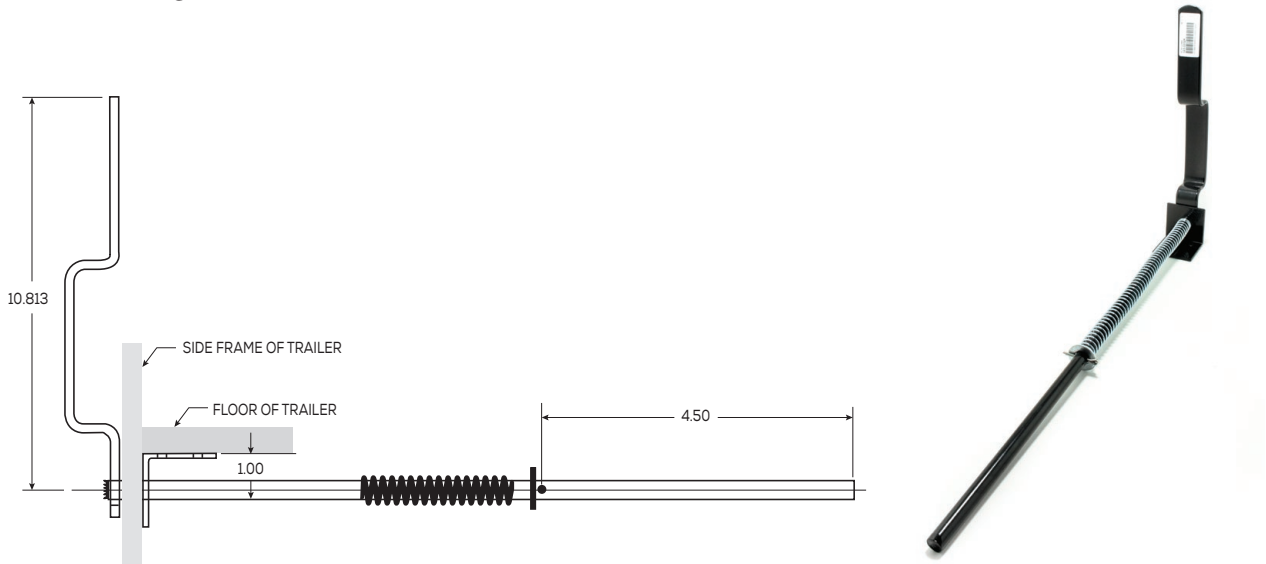
CHAIN, SNAP ASSEMBLY AND ANCHOR HOLD-BACK

P/N	DESCRIPTION	FINISH
021-00051	Chain, Snap Assembly and Footman Loop Hold-Back	Zinc Plated
021-00050	Chain and Snap Assembly	Zinc Plated
021-00043	Footman Loop	Zinc Plated
021-00053	Lap Link (used on old style snap assembly)	Zinc Plated

# SWING DOOR SEALS

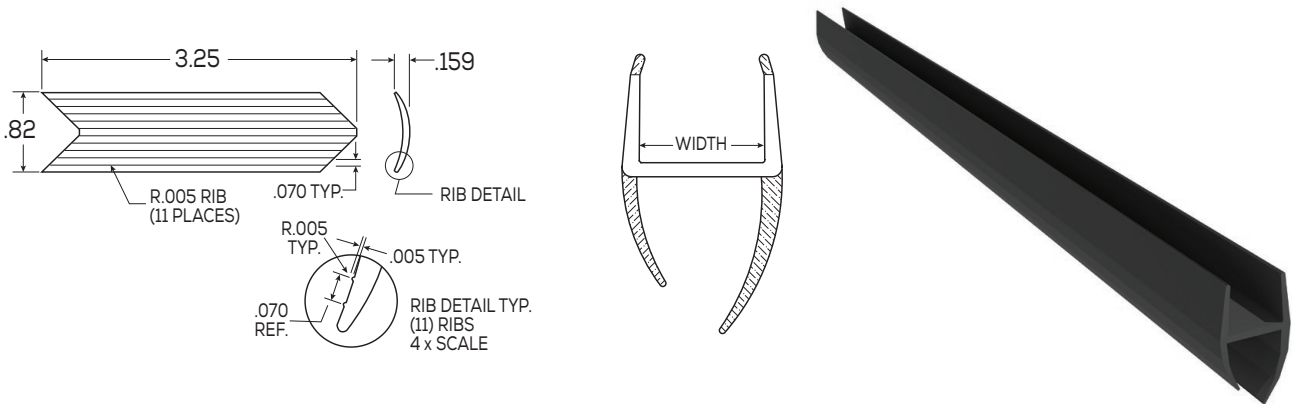
## SPRING LOADED HOLD-BACK ASSEMBLY

- High strength steel spring
- Rugged, simple construction
- Mounts through trailer's side and under the floor



P/N	DESCRIPTION	FINISH	HANDLE LENGTH	STEEL ROD DIAMETER
023-00024	Spring Load Hold-Back Assembly with 6" Extension	E-Coated	10.75"	.5"

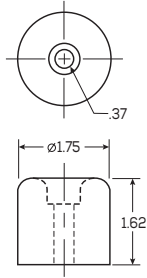
## SWING DOOR DUAL-DUROMETER DOOR SEAL



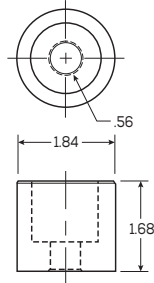
P/N	DESCRIPTION	WIDTH OR DOOR THICKNESS
022-01300	Grey Dual-Durometer Door Seal, 168", Single	.75"
022-01301	Grey Dual-Durometer Door Seal, 168", Single	1"
022-01305	Grey Dual-Durometer Door Seal, 168", Single	.5"
022-01306	Corner Tab, 24 Piece Package Set	-

## DOOR BUMPERS

- Helps protect swing doors from getting scratched, dented, etc.



**GREAT DANE STYLE**



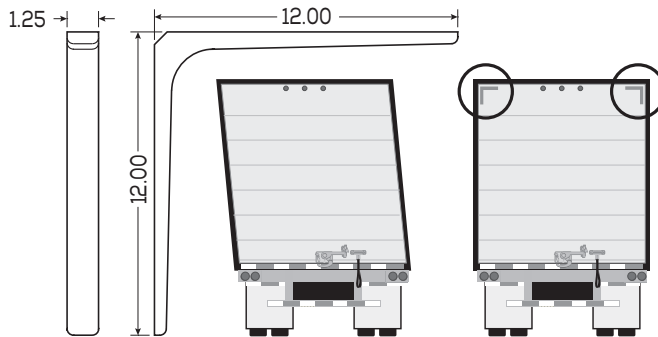
**UTILITY STYLE**



P/N	DESCRIPTION	COLOR
022-01084	Great Dane Style Rubber Door Bumper, Single	Gray
022-01085	Utility Style Rubber Door Bumper, Single	Gray

## CORNER IRON

- Perfect 90-degree angle helps "square up" trailer

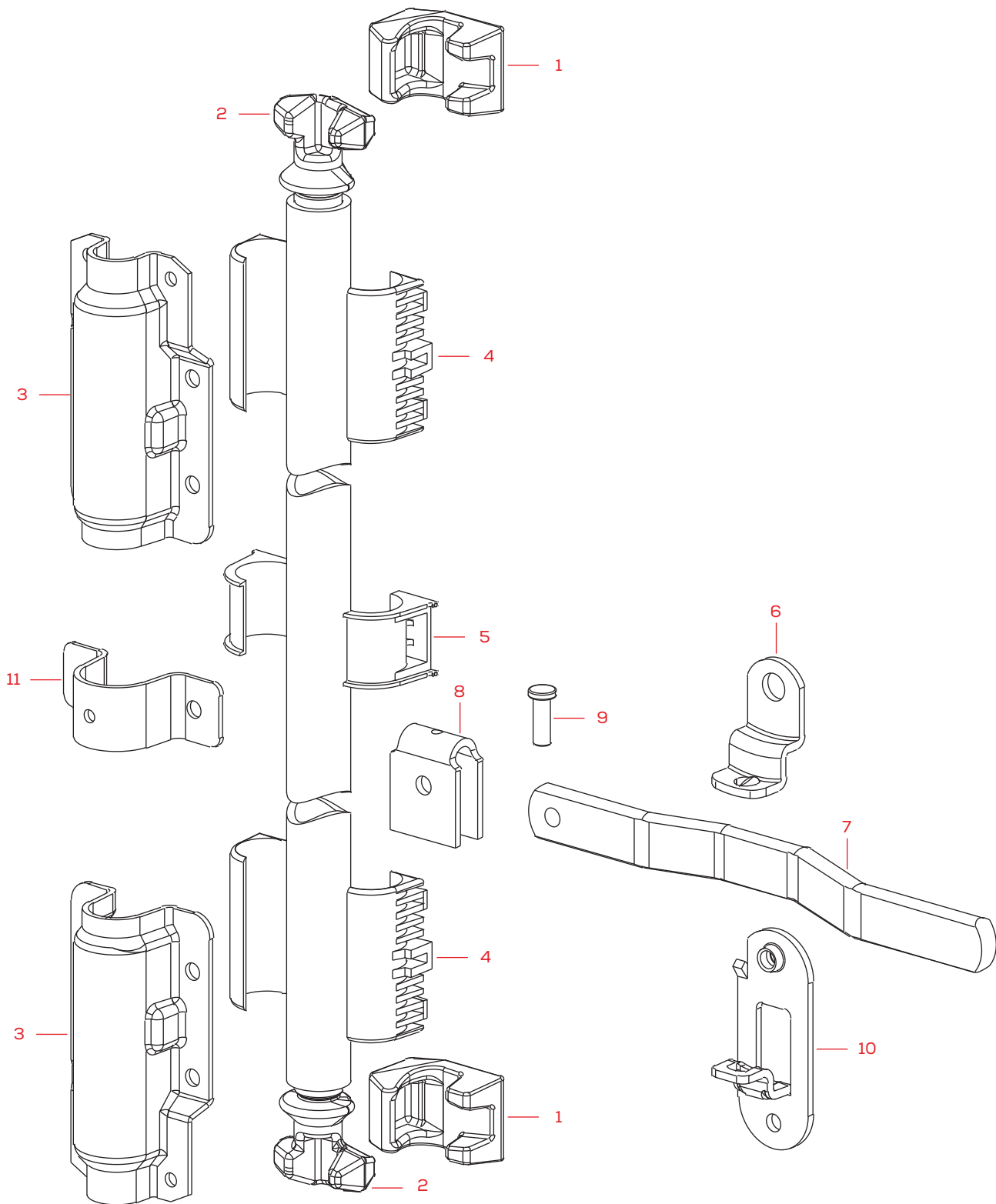


P/N	DESCRIPTION
023-00975	Forged Steel Corner Iron

# SWING DOOR LOCK RODS

## LOCK ROD SETS & COMPONENTS

- Rear door lock hardware set
- Miner style
- Lock rod pipe is sold separately





## LOCK ROD SETS

P/N	DESCRIPTION	FINISH
021-00312	Lock Rod Hardware Set: 2 Keepers, 2 Cams, 4 Half Bearing Guide Plates, 2 Half Bearing Rod Guides, 2 Guide Plates, Rod Guide, Handle, Handle Mount, Seal Plate, Seal Pin, Rivet	Hot-Dip Galvanized
021-00313	Narrow Lock Rod Hardware Set: 2 Keepers, 2 Cams, 4 Half Bearing Guide Plates, 2 Half Bearing Rod Guides, 2 Guide Plates, Rod Guide, Handle, Handle Mount, Seal Plate, Seal Pin, Rivet	Hot-Dip Galvanized
023-00968	Lock Rod Pipe, .105" wall, 1.31" OD, 1.21" ID	Galvanized

## INDIVIDUAL COMPONENTS

#	P/N	DESCRIPTION	FINISH
1	023-00956	Standard Top or Bottom Keeper, Single	Hot-Dip Galvanized
1	023-00973	Narrow Top or Bottom Keeper, Single	Hot-Dip Galvanized
2	023-00957	Standard Top or Bottom Cam, Right-Hand (for curbside bottom or roadside top)	Hot-Dip Galvanized
2	023-00958	Standard Top or Bottom Cam, Left-Hand (for roadside bottom or curbside top)	Hot-Dip Galvanized
2	023-00972	Narrow Top or Bottom Cam, Left-Hand (for roadside bottom or curbside top)	Hot-Dip Galvanized
2	023-00971	Narrow Top or Bottom Cam, Right-Hand (for curbside bottom or roadside top)	Hot-Dip Galvanized
3	023-00960	Top or Bottom Guide Plate, Single	Hot-Dip Galvanized
4	023-00959	Top or Bottom Half Bearing Guide Plate, Single	Black Plastic
5	023-00966	Half Bearing Rod Guide	Black Plastic
6	023-00961	Seal Pin	Hot-Dip Galvanized
7	023-00962	Handle	Hot-Dip Galvanized
8	023-00963	Handle Mount	Hot-Dip Galvanized
9	023-00964	Lock Handle Rivet	Hot-Dip Galvanized
10	023-00965	Seal Plate	Hot-Dip Galvanized
11	023-00967	Lock Rod Guide	Hot-Dip Galvanized

# FASTENER HARDWARE

The following part numbers represent miscellaneous fasteners used throughout our product line. In most cases, the fasteners are included with the product. However, if you need a replacement fastener, please order from below.



Lock Washer



Hex Nut



Keps Nut



Rib Neck Carriage Bolt



Elevator Bolt



Hex Bolt



Step Bolt



U-bolt



Clevis Pin



Cotter Pin



Rivet

P/N	DESCRIPTION	PACKAGE QTY
991-00402-100	1/4"-20 x 1.25" Rib Neck Carriage Bolt (.56" head)	Pack of 100
991-00609	5/16" Carriage Bolt	1
991-00700-100	1/4" -20 x 1.75" Elevator Bolt (1.00" head)	Pack of 100
991-00085	1/4" Hex Bolt 1.75"	1
991-00126	3/8" Hex Head Bolt	1
991-00400-100	1/4" -20 x 1.25" Step Bolt (.75" head)	Pack of 100
991-00401-100	1/4" -20 x 1.50" Step Bolt (.75" head)	Pack of 100
991-00630-50	1/4" -20 x 3.00" Step Bolt (.75" head)	Pack of 50
991-00631-50	1/4" -20 x 3.50" Step Bolt (.75" head)	Pack of 50
991-00506-50	1-3/4" Long U-Bolt	Pack of 50
992-00001-200	1/4"-20 Hex Nut	Pack of 200
992-00005	5/16" Hex Nut	1
992-00701	1/4"-20 Keps Nut, Stainless Steel	1
992-01100-200	1/4"-20 Keps Nut, Zinc	Pack of 200
992-01101	5/16" Flanged Lock Nut	1
994-00002-100	1/4" Clevis Pin, Zinc	Pack of 100
994-00105-100	Cotter Pin, Zinc	Pack of 100
994-00106	1/8"-2.5" Cotter Pin	1
995-00111-400	1" Rivet, Zinc	Pack of 400
995-00112-400	1.12" Rivet, Zinc	Pack of 400
995-00113-400	1.25" Rivet, Zinc	Pack of 400
995-00114	1" Rivet, Stainless Steel	1
995-00115	1.12" Rivet, Stainless Steel	1
995-00116	1.25" Rivet, Stainless Steel	1
993-00004	3/8" Washer	1
993-00109	SAE Zinc Washer	1
993-00240-100	Spacer Washer	Pack of 100
993-00703	5/16" Split Lock Washer	1
993-00721	1/4" Lock Washer	1

# PARTS & ACCESSORIES

## WE'VE GOT YOU COVERED!

Over the years, Fleet Engineers has expanded our product offering outside of our core areas as our customer needs have grown.

Whether an OEM is looking for us to manufacture parts for their production or a distributor needs a made-in-the-USA landing gear components, we have you covered. Our commitment to deliver high quality at a great value is never compromised, ever.

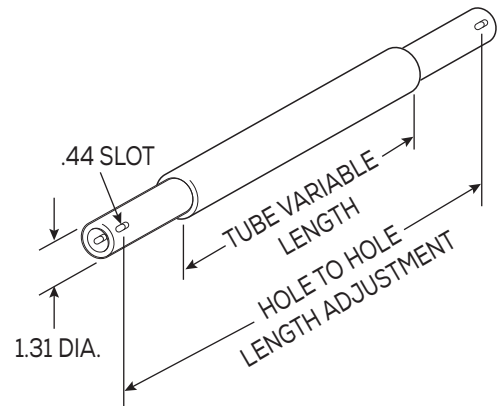
## IN THIS SECTION:

Landing Gear Braces.....	166	Dock Bumpers.....	175
Landing Gear Folding Cranks.....	168	Ramp Handles.....	176
Landing Gear Sand Shoes.....	169	Repair Patches.....	177
Vent Doors.....	171	Service Decks.....	178
Document Holders.....	174	Tire Carrier.....	180

# LANDING GEAR BRACES

## ADJUST-A-SHAFT BULK SETS AND COMPONENT PARTS

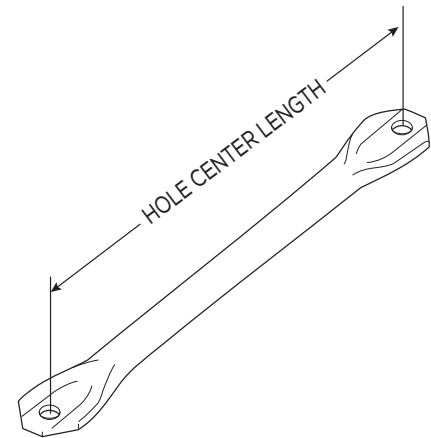
- Tubular steel construction
- Black E-Coat finish
- Adjustable to reduce inventory requirements
- Bulk set consist of two ends to fit over 1" shafting, choice of five middle tubes to cover all normal mounting lengths, and hardware



P/N	DESCRIPTION	LENGTH ADJUSTMENT
012-00001	Adjust-A-Shaft Bulk Set	21" to 39"
012-00003	Adjust-A-Shaft Bulk Set	53" to 71"
012-00011	End Tube	11"
012-00004	Center Tube	20"
012-00006	Center Tube	52"

## CUSTOM ONE-PIECE BRACES

- Black E-Coat finish
- .66" diameter mounting holes
- Choose desired pipe or tube size then specify hole center length
- Side loaded ends
- Diameter options are 1.25", 1.5", 1.63" or 2"
- Hole center length made to customer specification



## BRACE LUGS

- .38" thick steel construction
- Black E-Coat finish
- .66" diameter mounting holes

P/N	DESCRIPTION
011-00100	Brace Lug, 2" x 2.5" x 2.5"
011-00104	Brace Lug, 2" x 4.5" x 4"

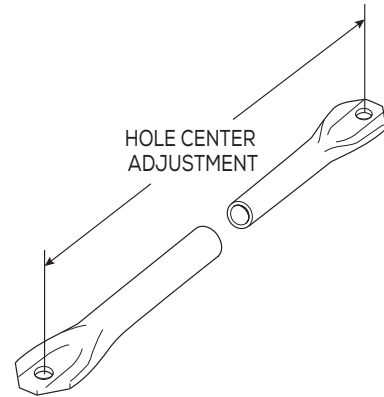


011-00104

011-00100

## TWO-PIECE ADJUST-A-BRACE

- High strength steel tubing with reinforced end sections for greater tear-out resistance
- Black E-Coat finish
- Includes one side loaded end and one side loaded insert with 15.00" adjustment
- .66" diameter mounting holes
- 14 gauge brace wall thickness



**HEAVY DUTY**



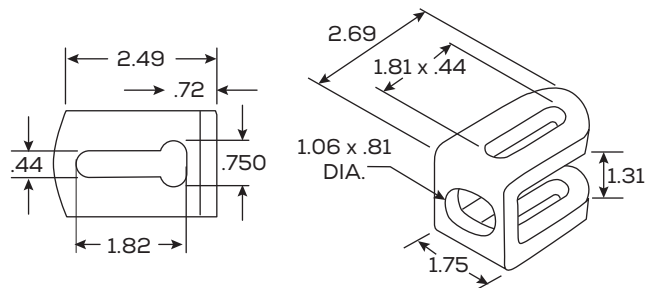
**STANDARD SIDE LOADED BRACE END AND INSERT**

P/N	DESCRIPTION	ADJUSTMENT LENGTH	BRACE END O.D.	INSERT END O.D.	INSERT WALL THICKNESS
013-00991	Heavy Duty	26" to 41"	1.88"	1.63"	12 Gauge
013-00992	Heavy Duty	42" to 57"	1.88"	1.63"	12 Gauge
013-00993	Heavy Duty	58" to 72"	1.88"	1.63"	12 Gauge
013-01601	Standard	26" to 41"	1.75"	1.50"	14 Gauge
013-01602	Standard	42" to 57"	1.75"	1.50"	14 Gauge
013-01603	Standard	58" to 72"	1.75"	1.50"	14 Gauge

# FOLDING CRANKS

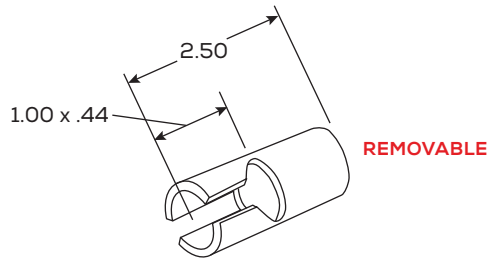
## FOLDING CRANKS

- Metal handle
- Steel construction
- Black E-Coat finish
- Handle is 3.75" long




**HORIZONTAL & VERTICAL**

**HOLLAND VERTICAL**



**REMOVABLE**

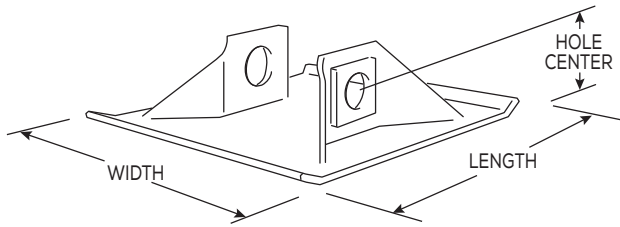



P/N	STYLE	LENGTH	THROW	TUBE O.D.
013-00426	Horizontal Folding Crank	7.50"	13.50"	1.25"
013-00427	Horizontal Folding Crank	11.50"	13.50"	1.25"
013-00429	Horizontal Folding Crank	16.25"	13.50"	1.25"
013-00430	Horizontal Folding Crank	20"	13.50"	1.25"
013-00436	Vertical Folding Crank	7.50"	13.50"	1.25"
013-00437	Vertical Folding Crank	11.50"	13.50"	1.25"
013-00439	Vertical Folding Crank	16.25"	13.50"	1.25"
013-00440	Vertical Folding Crank	20"	13.50"	1.25"
013-00487	Holland Vertical Folding Crank	11.38"	13.50"	1.00"
013-01978	Holland Vertical Folding Crank	20"	13.50"	1.00"
013-00496	Removable Crank	7.50"	13.50"	1.00"
013-00498	Removable Crank	11.50"	13.50"	1.00"

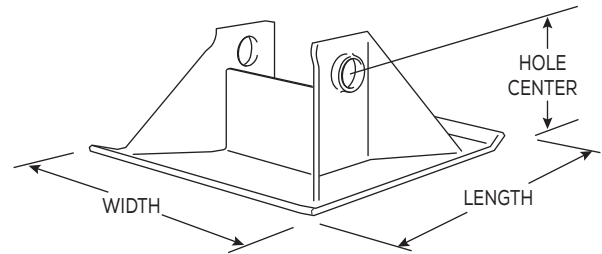


## SAND SHOES

- Fully welded steel construction with black E-Coat finish
- Standard version has a .19" center support for added strength
- Standard 2.03" diameter extended axle holes spaced 6.00" apart
- Base and gusset thickness of .19"
- Non-standard shoes available on a special order basis (100 piece minimum)



**LOW MOUNT**



**STANDARD**

P/N	DESCRIPTION	WIDTH	LENGTH	CENTER SUPPORT	BEARING PLATE	HOLE CENTER
013-01192	Standard	10"	10"	Yes	No	4.44"
013-01196	Standard	12"	12"	Yes	No	4.44"
013-00073	Low Mount	10"	10"	No	Yes	1.94"
013-01604	Low Mount	12"	12"	No	Yes	1.94"

# LANDING GEAR AXLES

## AXLES

- Steel construction with Black E-Coat finish
- Includes one (1) axle and hardware set (hex bolt, lock nut and half collar)
- Non-standard axles available on a special order base (100 piece minimum)



WELDED CAP



FLARED END

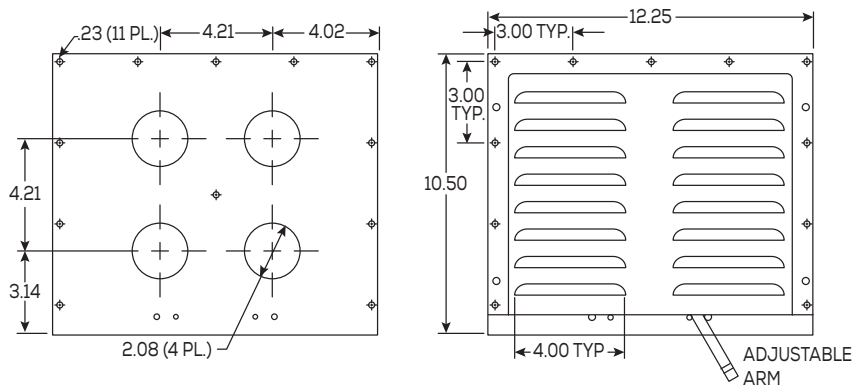
P/N	DESCRIPTION	LENGTH	O.D.	THICKNESS
013-00232	Welded Cap	8.50"	1.88"	.14"
013-00244	Welded Cap	8.50"	1.90"	.20"
013-00240	Flared End	8.50"	1.90"	.20"

## LOUVERED VENTS

- The back has four 2" diameter holes for air flow
- Aluminum with plain finish
- Adjustable and non-adjustable air flow available
- Slide arm opens/closes vent on adjustable version
- Non-adjustable is always open
- Orders in multiples of 10 shipped in shelf-ready box

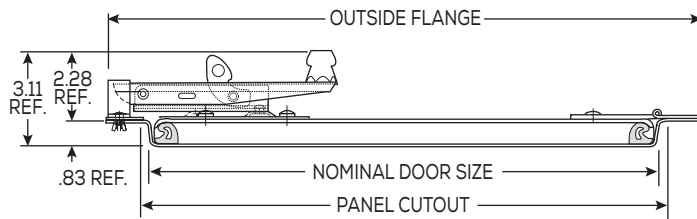


P/N	DESCRIPTION	FINISH	ADJUSTABLE
024-03000	Aluminum Louvered Vent	Plain	Yes
024-03001	Aluminum Louvered Vent	Plain	No (open)



## G1 DRY FREIGHT VENT DOORS

- One piece anodized aluminum frame for strength and easy installation
- Choice of white epoxy powder coat, anodized aluminum, or stainless steel door face finishes
- Anti-intrusion screen for security and allows more air flow than others
- All stainless steel hardware
- Rubber hold-back knob on latch (included) holds door securely in place when open
- With gasket seal
- Door embossed for added strength



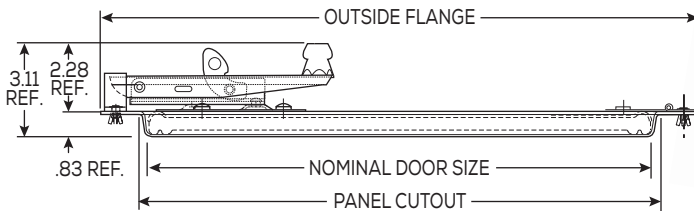
P/N	NOMINAL DOOR SIZE	DOOR FINISH	OUTSIDE FLANGE	PANEL CUTOUT
024-02590	17.00" x 11.38"	Aluminum	20" x 15"	17.50" x 12"
024-02591	17.00" x 11.38"	White	20" x 15"	17.50" x 12"
024-02592	17.00" x 11.38"	Stainless	20" x 15"	17.50" x 12"



P/N	NOMINAL DOOR SIZE	DOOR FINISH	OUTSIDE FLANGE	PANEL CUTOUT
024-02595	17.00" x 7"	Aluminum	20" x 10"	17.50" x 7.50"
024-02596	17.00" x 7"	White	20" x 10"	17.50" x 7.50"
024-02597	17.00" x 7"	Stainless	20" x 10"	17.50" x 7.50"

## F1 DRY FREIGHT VENT DOORS


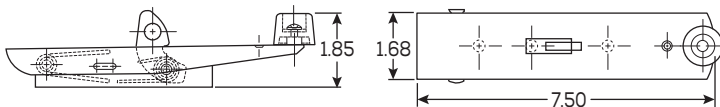
- Double seal foamed door
- Anti-intrusion screen for security and allows more air flow than others
- Choice of white epoxy powder coat, anodized aluminum, or stainless steel door face finishes
- One piece anodized aluminum frame for strength and easy installation
- Rubber hold-back knob on latch (included) holds door securely in place when open
- Door embossed for added strength
- Available with holes in frame
- All stainless steel hardware



P/N	NOMINAL DOOR SIZE	DOOR FINISH	OUTSIDE FLANGE	PANEL CUTOUT
024-02500	17.00" x 11.38"	Aluminum	20" x 15"	17.50" x 12"
024-02501	17.00" x 11.38"	White	20" x 15"	17.50" x 12"
024-02502	17.00" x 11.38"	Stainless	20" x 15"	17.50" x 12"

## "BELLY BOX" LATCH ASSEMBLY PACKAGED SETS

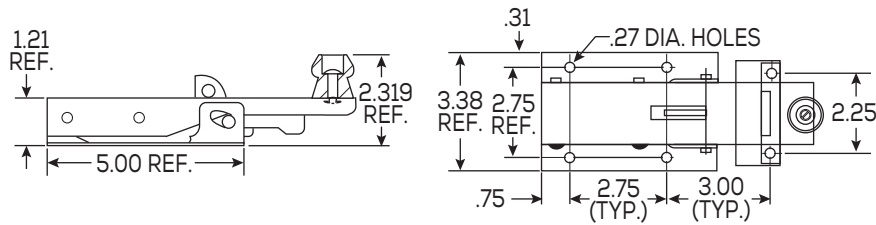
- Stainless steel or zinc finish
- Packaged set latch assembly includes latch and keeper bracket



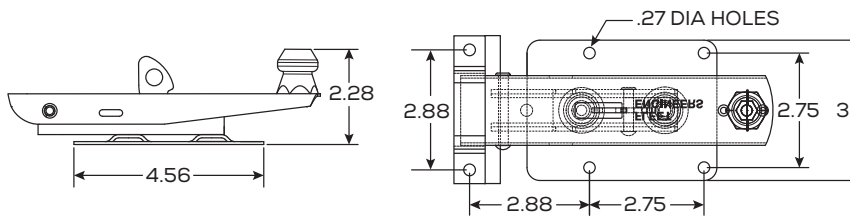
P/N	DESCRIPTION
024-03040	Belly Box Latch Assembly, Stainless Steel
024-03056	Belly Box Latch Assembly, Zinc

## VENT DOOR LATCH ASSEMBLY AND COMPONENTS

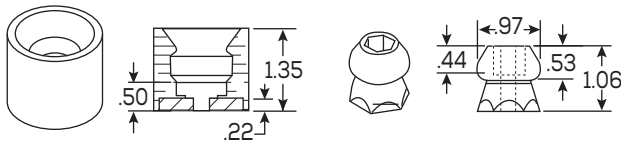
- Stainless steel construction
- Built in anti-theft capability
- Spring assisted pressure closing feature
- Latch assembly set includes latch, striker plate, keeper bracket, and female door hold-back



OLD STYLE



NEW STYLE


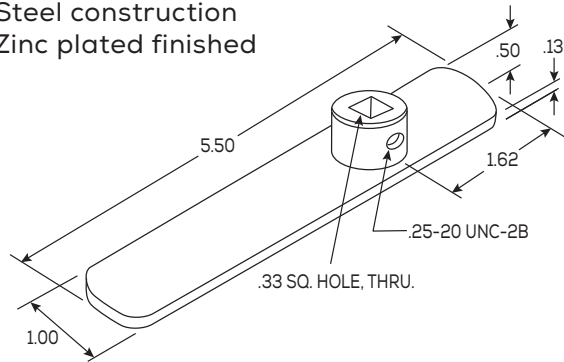


P/N	DESCRIPTION
024-03089	Latch Assembly, New Style
024-03060	Striker Plate, New Style
024-03059	Keeper Bracket, New Style
021-00309	Door Hold-Back (includes male and female ends)

# DOCUMENT HOLDERS

## LATCH BAR ASSEMBLY

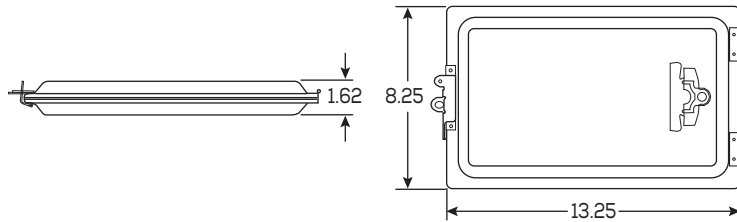
- Steel construction
- Zinc plated finished



P/N	DESCRIPTION
021-00207	Latch Bar Assembly

## MANIFEST BOX

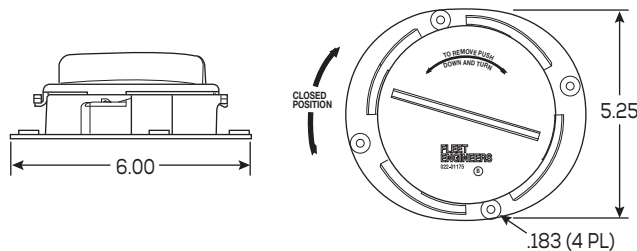
- Aluminum case with weatherproof gasket seal to protect contents
- Tab and click stop for secure latch closing along with padlock eyelet, chrome plated clip and aluminum rivets
- Stainless steel hinge and latch assembly



P/N	DESCRIPTION
022-01087	Manifest Box, Plain Aluminum

## PLASTIC DOCUMENT HOLDER

- Part number includes cover with gasket and base with retainer spring



P/N	DESCRIPTION
022-01175	Document Holder, Single
022-01180	Cover Only

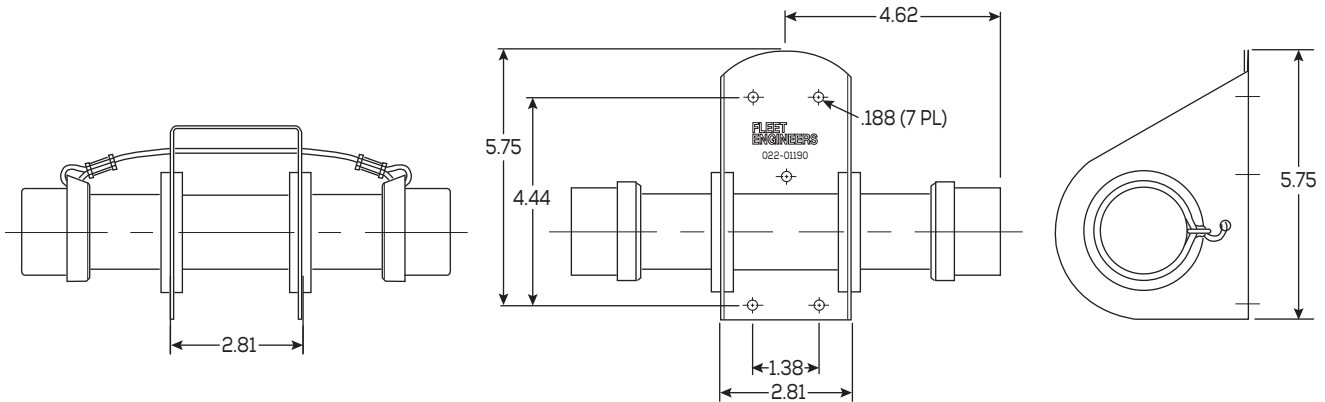


## TITE-SEAL STYLE DOCUMENT HOLDER

- Rubber end caps are attached with cable to prevent from getting lost

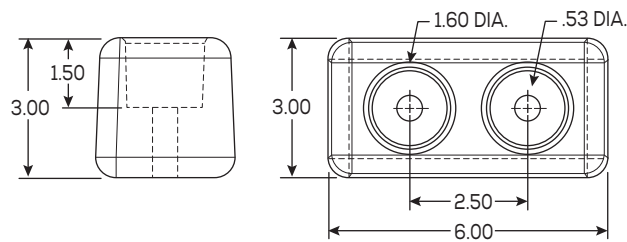


P/N	DESCRIPTION
022-01190	Tite-Seal Document Holder, Single
022-01195	End Cap Only



## TRAILER DOCK BUMPER

- Molded durable rubber compound
- Two (2) .53" mounting holes

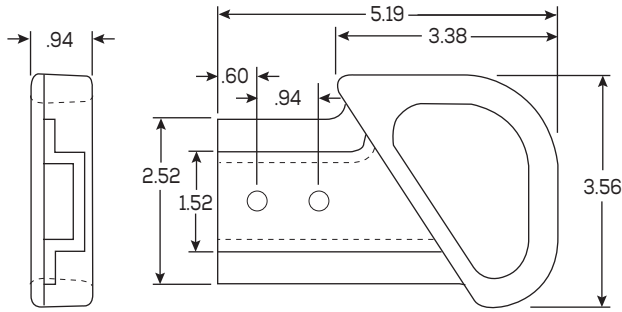


P/N	DESCRIPTION
022-01409	Trailer Dock Bumper

# RAMP HANDLES

## T-STYLE RAMP HANDLES

- Black plastic construction



LEFT HAND VERSION SHOWN



P/N	DESCRIPTION
025-60502	T-Style Ramp Handle, Left (Roadside), Single
025-60503	T-Style Ramp Handle, Right (Curbside), Single

## ALUMINUM TRAILER PATCHES

- Adhesive back adheres to a wide variety of material, easily covering holes or other blemishes on trailers
- Forms a shock resistant, watertight seal
- Painted white

P/N	DESCRIPTION
982-00500	Aluminum Trailer Patch, 6" x 6", Single
982-00501	Aluminum Trailer Patch, 6" x 12", Single
982-00502	Aluminum Trailer Patch, 12" x 12", Single
982-00503	Aluminum Trailer Patch, 24" x 24", Single



## QUICK-FIX PRESTO PATCH™

Premium Repair Patch used to patch the holes, cracks, gaps, and tears commonly found on trucks & trailers. Works great on plastics, metals, wood, fiberglass, polyethylene, glass, ceramics, concrete and more...



- Extremely durable fiberglass reinforced polyester/plastic
- Flexible & waterproof, will not rust
- Can be drilled, tapped, sanded or painted in less than an hour
- Resistant against many chemicals, solvents and oils
- Weather and UV resistant
- Temp resistant from -40°C to 200°C
- Bonds to all surfaces except polypropylene
- No shrinkage or expansion during application or after curing
- Fast curing



**BEFORE:** Fix almost any hard surface in minutes.



**AFTER PATCH REPAIR:** Cures rock hard and resistant against many chemicals, solvents, and oils.

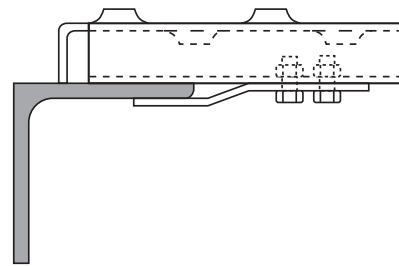
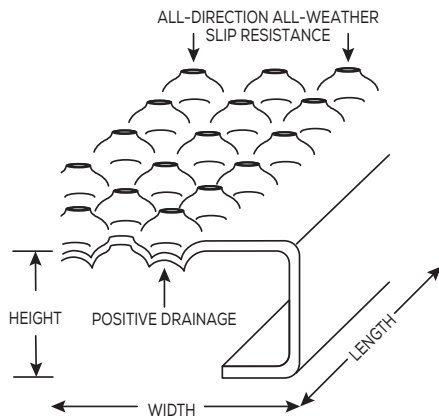
P/N	DESCRIPTION
982-00601	2" x 3" UV Light Activated Fiberglass Patch with Countertop Display, 48 individual patches
982-00601A	2" x 3" UV Light Activated Fiberglass Patch, 6 each
982-00602	6" x 9" UV Light Activated Fiberglass Patch, 12 each
982-00602A	6" x 9" UV Light Activated Fiberglass Patch, 2 each
982-00603	9" x 12" UV Light Activated Fiberglass Patch, 6 each
982-00603A	9" x 12" UV Light Activated Fiberglass Patch, 2 each
982-00600	UV Flashlight

## SAFETY SERVICE DECKS

- All-direction, all-weather, slip-resistant design
- Positive drainage
- Available in aluminum or galvanized steel
- Rugged, lightweight construction
- Cross braces for added strength
- Pre-drilled holes for clamps
- Complete with mounting hardware
- Adjustable clamps allow for universal mounting
- Simple, economical, clamp-on installation




P/N	DESCRIPTION	LENGTH	WIDTH	HEIGHT	CONSTRUCTION	CROSS BRACES
054-00041	Service Desk	33.75"	18.75"	1.13"	Galvanized Steel	1
054-00042	Service Desk	33.75"	23.75"	1.13"	Galvanized Steel	2
054-00043	Service Desk	33.75"	28.75"	1.13"	Galvanized Steel	3
054-00044	Service Desk	33.75"	33.75"	1.13"	Galvanized Steel	3
054-00047	Service Desk	33.75"	18.75"	1.13"	Aluminum	1
054-00048	Service Desk	33.75"	23.75"	1.13"	Aluminum	2
054-00049	Service Desk	33.75"	28.75"	1.13"	Aluminum	3
054-00050	Service Desk	33.75"	33.75"	1.13"	Aluminum	3
051-00046	Hardware for Safety Service Desk	-	-	-	-	-

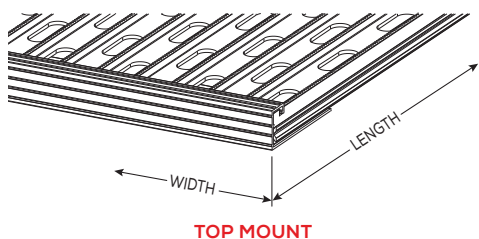


## DECORATIVE SAFETY SERVICE DECKS

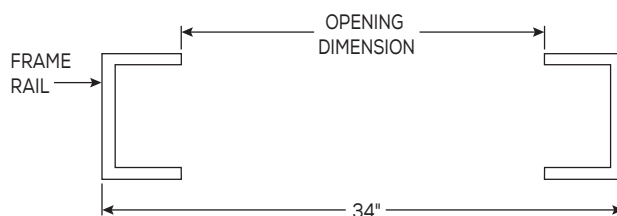
- Slip-resistant ribbed deck design
- Positive drainage
- Rugged, lightweight construction
- Aluminum construction
- Mounting hardware included
- Flush mount variation has frame rail opening of 26.25" to 27"



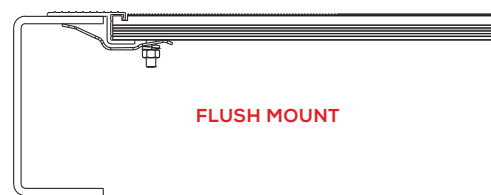
**FLUSH MOUNT**



**TOP MOUNT**



**TOP MOUNT**



**FLUSH MOUNT**

P/N	DESCRIPTION	LENGTH*	WIDTH	HEIGHT
054-00200	Safety Service Deck, Top Mount	33"	18.50"	.88"
054-00201	Safety Service Deck, Top Mount	33"	27.25"	.88"
054-00202	Safety Service Deck, Top Mount	33"	37.00"	.88"
054-00203	Safety Service Deck, Top Mount	33"	46.25"	.88"
051-00078	Hardware for Top Mount Service Desk	-	-	-

\* Frame width direction

P/N	DESCRIPTION	LENGTH*	WIDTH	HEIGHT
054-00220	Safety Service Deck, Flush Mount	33.18"	18.50"	-
054-00221	Safety Service Deck, Flush Mount	33.18"	27.25"	-
051-00077	Hardware for Flush Mount Service Desk	-	-	-

\* Frame width direction

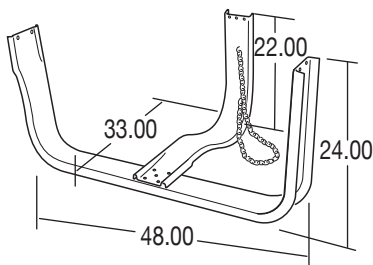
# TIRE CARRIERS

## NASH STYLE SPARE TIRE CARRIER

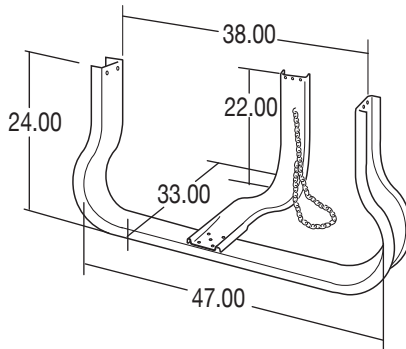
- Heavy-duty, 12 gauge steel construction
- ChemGuard finish
- Accommodates tires up to 42" diameter and 20" tire width
- Universal mounting
- Additional warning decal upon request
- Optional Nash style adapter mounting brackets available



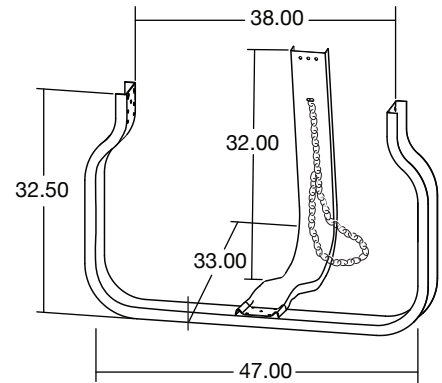
P/N	DESCRIPTION	TIRE DIA.	TIRE WIDTH	PACKAGING
984-00032	Standard Mount Tire Carrier	Up to 42"	Up to 18"	Assembled
981-00159	Standard Mount Tire Carrier	Up to 42"	Up to 18"	Unassembled Boxed
984-00035	Standard Mount Tire Carrier	Up to 42"	Up to 18"	Unassembled Banded
984-00065	Narrow Mount Tire Carrier	Up to 42"	Up to 12"	Assembled
984-00074	Narrow Mount, Super Single Tire Carrier	Up to 42"	Up to 20"	Assembled



**BOLT-ON STANDARD MOUNT**



**BOLT-ON NARROW MOUNT**



**BOLT-ON NARROW MOUNT FOR SUPER SINGLE TIRES**

## NASH STYLE SPARE TIRE CARRIER ADAPTER

- Use Mount Adapters to enable installation to I-beam cross members
- Black E-Coat finish
- Zinc-Plated Hardware

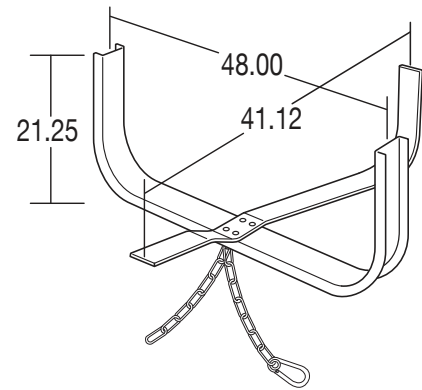

P/N	DESCRIPTION
981-00166	Tire Carrier Adapter - Packaged Set
981-00055	Tire Carrier Adapter - Bulk Set





## WELD-ON TIRE CARRIER

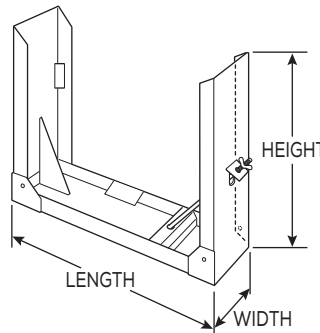
- Heavy-duty, 12 gauge, formed steel construction for U channel
- 0.375" x 4" L support
- ChemGuard finish
- Accommodates tires up to 42" diameter and 12" tire width
- Additional warning decal sent upon request
- Comes with chain to secure tire



P/N	DESCRIPTION	TIRE SIZE
984-00066	Tire Carrier, Weld-On, Assembled	Up to 12" x 42"

## BACK-OF-CAB TIRE CARRIERS

- Heavy-duty, 3/16" steel construction
- ChemGuard finish
- Mounting brackets and hardware are not included
- May use 033-00374 for mounting bracket (order (2) two separately)



P/N	TIRE SIZE	LENGTH*	WIDTH	HEIGHT
984-00114	Up to 11" x 22"	42.50"	30"	9.75"

## TIRE CARRIER CHAIN

- Secures tire

P/N	DESCRIPTION
031-00016	52" Tire Carrier Chain
982-00080	52" Tire Carrier Chain with Snap Hook



011-00100 .....	166	022-00522 .....	159	022-01180 .....	174
011-00104 .....	166	022-00545 .....	156	022-01182 .....	153, 157
012-00001 .....	166	022-00551 .....	156	022-01184 .....	151
012-00003 .....	166	022-00577 .....	159	022-01185 .....	148
012-00004 .....	166	022-00614 .....	146, 157	022-01190 .....	175
012-00006 .....	166	022-00627 .....	158	022-01195 .....	175
012-00011 .....	166	022-00628 .....	158	022-01300 .....	160
013-00073 .....	169	022-00830 .....	156	022-01301 .....	160
013-00232 .....	170	022-00888 .....	143, 157	022-01305 .....	160
013-00240 .....	170	022-00889 .....	143, 157	022-01306 .....	160
013-00244 .....	170	022-00966 .....	150	022-01404 .....	153
013-00426 .....	168	022-00975 .....	153, 157	022-01405 .....	144, 145, 148, 149
013-00427 .....	168	022-00990 .....	159	022-01407 .....	153
013-00429 .....	168	022-00991 .....	159	022-01409 .....	175
013-00430 .....	168	022-00995 .....	148	023-00008 .....	150
013-00436 .....	168	022-00996 .....	148	023-00024 .....	160
013-00437 .....	168	022-01001 .....	157	023-00557 .....	143, 157
013-00439 .....	168	022-01003 .....	150	023-00559 .....	147, 157
013-00440 .....	168	022-01004 .....	144	023-00561 .....	147
013-00487 .....	168	022-01007 .....	145	023-00563 .....	144
013-00496 .....	168	022-01008 .....	149	023-00567 .....	143
013-00498 .....	168	022-01009 .....	145	023-00583 .....	157
013-00991 .....	167	022-01013 .....	150	023-00639 .....	157
013-00992 .....	167	022-01022 .....	159	023-00641 .....	157
013-00993 .....	167	022-01024 .....	159	023-00642 .....	149, 157
013-01192 .....	169	022-01035 .....	146	023-00645 .....	146, 157
013-01196 .....	169	022-01036 .....	151	023-00646 .....	157
013-01601 .....	167	022-01040 .....	146	023-00659 .....	157
013-01602 .....	167	022-01041 .....	146	023-00660 .....	157
013-01603 .....	167	022-01043 .....	147	023-00662 .....	143, 157
013-01604 .....	169	022-01046 .....	148	023-00664 .....	147, 157
013-01978 .....	168	022-01047 .....	153, 157	023-00669 .....	153, 157
021-00043 .....	159	022-01055 .....	152	023-00674 .....	157
021-00050 .....	159	022-01056 .....	151	023-00678 .....	150, 151, 157
021-00051 .....	159	022-01058 .....	144	023-00940 .....	151, 157
021-00053 .....	159	022-01077 .....	158	023-00943 .....	152
021-00181 .....	156	022-01078 .....	158	023-00956 .....	163
021-00207 .....	174	022-01079 .....	158	023-00957 .....	163
021-00309 .....	173	022-01081 .....	149	023-00958 .....	163
021-00312 .....	163	022-01083 .....	149, 153	023-00959 .....	163
021-00313 .....	163	022-01084 .....	161	023-00960 .....	163
021-00372 .....	158	022-01085 .....	161	023-00961 .....	163
021-00373 .....	158	022-01086 .....	149	023-00962 .....	163
021-00374 .....	158	022-01087 .....	174	023-00963 .....	163
021-00376 .....	147, 149, 152, 155	022-01090 .....	146	023-00964 .....	163
022-00030 .....	147, 157	022-01091 .....	146	023-00965 .....	163
022-00081 .....	158	022-01092 .....	146	023-00966 .....	163
022-00407 .....	144	022-01093 .....	146	023-00967 .....	163
022-00487 .....	159	022-01105 .....	157	023-00968 .....	163
022-00490 .....	149, 157	022-01175 .....	174	023-00971 .....	163

023-00972.....	163	025-01443.....	135	025-60007.....	121
023-00973.....	163	025-01446.....	135	025-60008.....	120
023-00975.....	161	025-01447.....	135	025-60052.....	113, 119, 127
023-01502.....	147	025-01450.....	135	025-60100.....	126
023-01656.....	145	025-01451.....	135	025-60502.....	176
023-01657.....	145	025-01575.....	136	025-60503.....	176
023-02009.....	147	025-10001.....	111, 120	025-60653.....	113, 119, 122, 136
024-02500.....	172	025-10009.....	121	025-90040.....	123
024-02501.....	172	025-10050.....	111, 120	025-90042.....	124
024-02502.....	172	025-10052.....	121	025E10001.....	120
024-02590.....	171	025-10100.....	111, 124	025E10002.....	113, 121
024-02591.....	171	025-10101.....	113, 124	025E10003.....	121, 123
024-02592.....	171	025-10102.....	124	025E10004.....	121
024-02595.....	171	025-10103.....	124	025E10005.....	121
024-02596.....	171	025-10104.....	124	025E10050.....	120
024-02597.....	171	025-10105.....	124	025E10051.....	113, 121
024-03000.....	170	025-10113.....	124	025E10071.....	113, 121
024-03001.....	170	025-10200.....	111, 122	025E10200.....	122
024-03040.....	172	025-10201.....	122	025E10201.....	122
024-03056.....	172	025-10202.....	122	025E10202.....	122
024-03059.....	173	025-10250.....	111, 122	025E10220.....	113, 121
024-03060.....	173	025-10300.....	111, 136	025E10250.....	122
024-03089.....	173	025-10301.....	113, 119, 136	025E10270.....	123
025-01029.....	135	025-10305.....	119, 121	025E10271.....	123
025-01031.....	135	025-10311.....	111, 134	025E10272.....	123
025-01035.....	135	025-10330.....	134	025E10300.....	136
025-01037.....	135	025-10331.....	119, 134	025E10311.....	113, 134
025-01039.....	135	025-10332.....	119, 126	025E10402.....	134
025-01053.....	135	025-10333.....	119, 126	025E10403.....	113, 134
025-01057.....	135	025-10335.....	119, 134	025E10404.....	134
025-01059.....	135	025-10402.....	134	025E10432.....	113, 134
025-01065.....	135	025-10403.....	111, 134	025E10501.....	125
025-01067.....	135	025-10404.....	134	025E10502.....	125
025-01069.....	135	025-10420.....	134	025E90041.....	123
025-01070.....	135	025-10421.....	111, 113, 119, 134	026-14221.....	115
025-01074.....	135	025-10430.....	134	026-14222.....	115
025-01075.....	135	025-10432.....	111, 134	026-14223.....	115
025-01076.....	135	025-10500.....	111, 125	026-14225.....	115
025-01078.....	135	025-10501.....	125	026-14321.....	115
025-01088.....	135	025-10502.....	125	026-14322.....	115
025-01123.....	135	025-10577.....	113, 126	026-14323.....	115
025-01426.....	135	025-10578.....	113, 126	026-14325.....	115
025-01427.....	135	025-10595.....	126	026-14521.....	115
025-01430.....	135	025-10600.....	134	026-14522.....	115
025-01431.....	135	025-10601.....	134	026-14523.....	115
025-01434.....	135	025-10602.....	134	026-14525.....	115
025-01435.....	135	025-11104.....	119, 121	026-14621.....	114
025-01438.....	135	025-11112.....	119, 121	026-14622.....	114
025-01439.....	135	025-40300.....	119	026-14623.....	114
025-01442.....	135	025-60006.....	120	026-14625.....	114

026-40001.....	111, 139	027-20114.....	113, 119, 132	028-32071.....	113, 119
026-40007.....	111, 140	027-20115.....	113, 119, 132	028-32072.....	113, 119
026-40018.....	111, 140	027-20126.....	113, 119, 132	028-32081.....	113, 119
026-40019.....	111, 140	027-20127.....	113, 119, 132	028-32082.....	113, 119
026-40027.....	139	027-20202.....	113, 119, 133	028-32083.....	113
026-40045.....	113, 139	027-20207.....	111, 129	028-32084.....	113
026-40050.....	113, 140	027-20208.....	111, 129	029-90090.....	109
026-40200.....	111, 113, 138	027-20300.....	111, 130	029-90100.....	109
026-40202.....	111, 113, 138	027-20301.....	111, 130	029-90105.....	109
026-40204.....	138	027-20303.....	113, 119, 133	029-90107.....	109
026-40300.....	140	027-20304.....	113, 119, 133	029-90112.....	109
026-40302.....	119	027-20305.....	113, 119, 132	029-90200.....	109
026-40306.....	119	027-20306.....	113, 119, 132	029-90205.....	109
026-40400.....	113, 119, 141	027-20307.....	113, 119, 132	029-90207.....	109
026-40402.....	141	027-20308.....	113, 119, 132	029-90212.....	109
026-40410.....	111, 140	027-20400.....	111, 130	029-90290.....	109
026-94221.....	115	027-20401.....	111, 130	029-98090.....	109
026-94222.....	115	027-20500.....	111, 130	029-98100.....	109
026-94223.....	115	027-20530.....	130	029-98105.....	109
026-94225.....	115	027-24100.....	128	029-98107.....	109
026-94321.....	115	027-24101.....	128	029-98112.....	109
026-94322.....	115	027-24200.....	128	029-98200.....	109
026-94323.....	115	027-24201.....	128	029-98205.....	109
026-94325.....	115	027-24202.....	128	029-98207.....	109
026-94521.....	115	027-24300.....	128	029-98212.....	109
026-94522.....	115	027-24301.....	128	029-98290.....	109
026-94523.....	115	027-24400.....	131	030-94221.....	117
026-94525.....	115	027-24401.....	131	030-94222.....	117
026-94621.....	114	027-24402.....	131	030-94225.....	117
026-94622.....	114	027-24403.....	131	030-94521.....	117
026-94623.....	114	027-24416.....	131	030-94522.....	117
026-94625.....	114	027-24417.....	131	030-94525.....	117
026-142255.....	115	028-00101.....	111	030-98200.....	117
026-143255.....	115	028-00114.....	111	030-98205.....	117
026-145255.....	115	028-00190.....	111	030-98207.....	117
026-146255.....	114	028-00290.....	111	030-98290.....	117
026-942255.....	115	028-01101.....	111	030-945255.....	117
026-943255.....	115	028-01114.....	111	031-00016.....	181
026-945255.....	115	028-02090.....	113, 119	031-00049.....	75
026-946255.....	114	028-02101.....	113, 119	031-00050.....	73
027-20000.....	111, 129	028-02114.....	113, 119	031-00051.....	51
027-20001.....	111, 129	028-02201.....	113, 119	031-00056.....	82
027-20003.....	113, 119, 131	028-02214.....	113, 119	031-00095.....	53, 87
027-20004.....	113, 119, 131	028-02290.....	113, 119	031-00096.....	49
027-20010.....	131	028-30012.....	111	031-00097.....	49
027-20100.....	111, 129	028-30014.....	111	031-00101.....	72
027-20101.....	111, 129	028-30070.....	111	031-00102.....	73
027-20102.....	111, 129	028-30071.....	111	031-00103.....	73
027-20112.....	113, 119, 132	028-30080.....	111	031-00104.....	74
027-20113.....	113, 119, 132	028-30081.....	111	031-00105.....	75

031-00106	75	031-00720	81	031-01251	56
031-00108	72	031-00721	81	031-01252	56
031-00110	74	031-00747	11	031-01253	52
031-00112	73	031-00784	51	031-01254	52
031-00114	74	031-00786	51	031-01255	52
031-00115	75	031-00823	59	031-01256	52
031-00120	74	031-00844	50	031-01257	50
031-00123	72	031-00845	53	031-01258	50
031-00125	73	031-00846	53	031-01261	56
031-00129	73	031-00858	59	031-01269	87
031-00130	72	031-00870	56	031-01277	87
031-00133	74	031-00883	57	031-01281	87
031-00135	75	031-00886	57	031-01282	58
031-00136	74	031-00889	76	031-01283	58
031-00139	75	031-00891	76	031-01284	58
031-00145	73	031-00894	76	031-01285	58
031-00146	74	031-00896	76	031-01293	59
031-00149	73	031-00897	76	031-01294	59
031-00155	75	031-00899	76	031-01298	84
031-00159	75	031-00920	55	031-01299	58
031-00170	84	031-00924	10	031-01500	62
031-00199	44	031-00929	55	031-01502	62, 87
031-00200	44, 53	031-01043	13	031-01503	62
031-00203	51	031-01047	15	031-01507	62
031-00233	44	031-01049	14	031-01520	20
031-00234	9, 32, 44	031-01070	13	031-01521	20
031-00235	9, 32, 45	031-01074	15	031-01524	20
031-00242	80	031-01094	55	031-01528	20
031-00261	80	031-01096	55	031-01529	20
031-00301	80	031-01200	84	031-01536	81
031-00320	80	031-01201	57	031-01537	81
031-00402	11	031-01208	49	031-01539	21
031-00406	10	031-01211	87	031-01540	21
031-00406-10	10	031-01219	55	031-01548	21
031-00408	16	031-01220	45	031-01584	84
031-00414	80	031-01225	87	031-01586	55
031-00415	80	031-01226	48	031-01587	45
031-00419	16	031-01227	47	031-01610	56
031-00471	17	031-01228	47	031-01630	51
031-00472	17	031-01229	47	031-01636	12
031-00541	50	031-01230	47	031-01636-10	12
031-00542	53	031-01234	48	031-01637	14
031-00550	50	031-01235	48	031-01639	23
031-00551	53	031-01236	48	031-01640	23
031-00553	74	031-01237	48	031-01642	23
031-00575	50	031-01238	47	031-01645	52
031-00716	81	031-01239	47	031-01646	23
031-00717	81	031-01240	47	031-01647	23
031-00718	81	031-01241	47	031-01649	23
031-00719	81	031-01250	56	031-01655	59

031-01660 .....	58	032-00199 .....	45	033-04259.....	85
031-01661 .....	58	032-00203.....	44	033-04263.....	85
031-01662 .....	54	032-00223.....	44	033-04530.....	65
031-01675.....	72	032-00224.....	44, 53	033-04542.....	68
031-01676.....	73	032-00253.....	56	033-04546.....	68
031-01677.....	74	032-00285.....	44	033-04550.....	65
031-01678.....	75	032-00337.....	81	033-04555.....	65
031-01700.....	21	032-00338.....	81	033-04567.....	65
031-01701.....	21	032-00340.....	81	033-04647.....	68
031-01703.....	21	032-00341.....	81	033-04648.....	68
031-01740.....	23	032-00342.....	81	033-04675.....	83
031-01741.....	23	032-00356.....	51	033-04730.....	55
031-01743.....	23	032-00426.....	51	033-04992.....	62
031-01744.....	23	033-00011.....	80	033-04993.....	62
031-01745.....	23	033-00051.....	83	033-05016.....	62
031-01747.....	23	033-00053.....	83	033-05017.....	62
031-02000.....	32	033-00075.....	83	033-05040.....	85
031-02004.....	33	033-00076.....	83	033-05041.....	85
031-02005.....	34	033-00078.....	83	033-05042.....	85
031-02006.....	32	033-00079.....	83	033-05043.....	85
031-02007.....	35	033-00208.....	13	033-05173.....	12
031-02008.....	35	033-00209.....	13	033-05174.....	12
031-02009.....	35	033-00214.....	15	033-05175.....	14
031-02011.....	32	033-00215.....	15	033-05176.....	14
031-02013.....	32	033-00257.....	66	033-05185.....	16
031-02014.....	32	033-00270.....	66	033-05186.....	16
031-02015.....	33	033-00272.....	66	033-05190.....	65
031-02016.....	33	033-00277.....	66	033-05191.....	65
031-02019.....	32	033-00297.....	84	033-05192.....	65
031-02020.....	33	033-00374.....	82, 181	033-05193.....	65
031-02022.....	51	033-00430.....	80	033-05194.....	68
031-02023.....	34	033-00855.....	11	033-05195.....	68
031-02024.....	34	033-00856.....	11	033-05196.....	68
031-02025.....	34	033-00864.....	70	033-05197.....	68
031-02026.....	32	033-00865.....	70	033-05230.....	17
031-02027.....	35	033-00868.....	66	033-05231.....	17
031-02028.....	32	033-00870.....	66	033-05302.....	12
031-02029.....	32	033-00882.....	83	033-08000.....	79
031-02038.....	35	033-01122.....	77	033-08001.....	79
031-02040.....	34	033-01123.....	77	033-08002.....	79
031-02041.....	34	033-01124.....	77	033-08003.....	79
031-02042.....	33	033-01679.....	77	033-08004.....	79
031-02043.....	33	033-01680.....	77	033-08005.....	79
031-02044.....	35	033-01681.....	77	033-08050.....	79
031-02045.....	33	033-02250.....	77	033-08051.....	79
031-02046.....	33	033-02251.....	77	033-08052.....	79
031-02047.....	35	033-02252.....	77	033-08053.....	79
031-02051.....	33	033-02254.....	77	034-00416.....	82
031-02055.....	35	033-03404.....	70	034-00426.....	73
032-00194.....	44	033-04150.....	70	034-00427.....	73



034-00428.....	73	034-01362.....	31	034-02220.....	30
034-00429.....	72	034-01363.....	31	034-02221.....	28
034-00430.....	72	034-01365.....	31	034-02240.....	30
034-00433.....	75	034-01366.....	29	034-02241.....	28
034-00434.....	75	034-01367.....	29	034-02464.....	21
034-00435.....	75	034-01369.....	29	034-02465.....	21
034-00436.....	74	034-01453.....	29	034-02467.....	21
034-00437.....	74	034-01454.....	29	034-03100.....	24
034-00628.....	72	034-01456.....	29	051-00046.....	178
034-00629.....	72	034-01472.....	31	051-00077.....	179
034-00636.....	72	034-01473.....	31	051-00078.....	179
034-00637.....	72	034-01475.....	31	054-00041.....	178
034-00660.....	74	034-01493.....	29	054-00042.....	178
034-00661.....	74	034-01494.....	29	054-00043.....	178
034-00668.....	74	034-01496.....	29	054-00044.....	178
034-00669.....	74	034-01497.....	31	054-00047.....	178
034-00672.....	74	034-01498.....	31	054-00048.....	178
034-00673.....	74	034-01500.....	31	054-00049.....	178
034-00676.....	72	034-01520.....	20	054-00050.....	178
034-00677.....	72	034-01521.....	20	054-00200.....	179
034-00679.....	73	034-01524.....	20	054-00201.....	179
034-00682.....	73	034-01528.....	20	054-00202.....	179
034-00683.....	73	034-01529.....	20	054-00203.....	179
034-00685.....	75	034-01545.....	53	054-00220.....	179
034-00688.....	75	034-01546.....	53	054-00221.....	179
034-00689.....	75	034-01600.....	57	080-604.....	98
034-00731.....	10	034-01602.....	57	080-01000.....	90
034-00732.....	10	034-01658.....	50	080-01002.....	90
034-00866.....	50	034-01659.....	50	080-01006.....	90
034-00867.....	53	034-01660.....	56	080-01007.....	90
034-00877.....	74	034-01661.....	56	080-01008.....	91
034-00878.....	74	034-01662.....	52	080-01010.....	91
034-01312.....	29	034-01663.....	52	080-01014.....	91
034-01313.....	29	034-01671.....	56	080-01015.....	91
034-01315.....	29	034-01689.....	56	080-01016.....	91
034-01316.....	31	034-02130.....	21	080-01018.....	91
034-01317.....	31	034-02131.....	21	080-01022.....	91
034-01319.....	31	034-02139.....	21	080-01023.....	91
034-01320.....	30	034-02184.....	51	080-01024.....	92
034-01321.....	30	034-02190.....	23	080-01026.....	92
034-01323.....	30	034-02191.....	23	080-01030.....	92
034-01324.....	28	034-02193.....	23	080-01031.....	92
034-01325.....	28	034-02194.....	23	080-01032.....	92
034-01327.....	28	034-02195.....	23	080-01034.....	92
034-01352.....	30	034-02197.....	23	080-01038.....	92
034-01353.....	30	034-02198.....	23	080-01039.....	92
034-01355.....	30	034-02199.....	23	080-01040.....	92
034-01356.....	28	034-02201.....	23	080-01042.....	92
034-01357.....	28	034-02212.....	28	080-01046.....	92
034-01359.....	28	034-02213.....	28	080-01047.....	92

080-01048 .....	91	080-01322 .....	91	080-PI .....	97, 102
080-01050 .....	91	080-01323 .....	91	080-PRDP .....	99, 102
080-01054 .....	91	080-01324 .....	92	080-R010 .....	98, 101, 102
080-01055 .....	91	080-01326 .....	92	080-R020 .....	98, 101
080-01056 .....	90	080-01330 .....	92	080-R021 .....	98, 102
080-01058 .....	90	080-01331 .....	92	080-R027 .....	99, 102
080-01062 .....	90	080-01332 .....	92	080-R028 .....	99, 102
080-01063 .....	90	080-01334 .....	92	080-R031 .....	99, 101
080-01072 .....	93	080-01338 .....	92	080-R035 .....	99, 101
080-01074 .....	93	080-01339 .....	92	080-R036 .....	99, 101
080-01078 .....	93	080-01340 .....	92	080-R045R .....	99, 101
080-01079 .....	93	080-01342 .....	92	080-R045XL .....	96, 99
080-01200 .....	90	080-01346 .....	92	080-R055R .....	99, 101
080-01202 .....	90	080-01347 .....	92	080-R055XL .....	96, 99
080-01206 .....	90	080-01348 .....	91	080-R060R .....	99, 101
080-01207 .....	90	080-01350 .....	91	080-R070 .....	99, 101
080-01208 .....	91	080-01354 .....	91	080-R080 .....	100
080-01210 .....	91	080-01355 .....	91	080-R080SS .....	100
080-01214 .....	91	080-01500 .....	94	080-R081 .....	100
080-01215 .....	91	080-01501 .....	94	080-R081SS .....	100
080-01216 .....	91	080-01502 .....	94	080-R085R .....	100
080-01218 .....	91	080-01503 .....	94	080-R086R .....	100
080-01222 .....	91	080-6516 .....	98	080-R087R .....	100
080-01223 .....	91	080-A050-50 .....	98, 102	080-R088R .....	100
080-01224 .....	92	080-A051-50 .....	98, 102	080-R089R .....	100
080-01226 .....	92	080-A091-50 .....	98, 101	080-R091 .....	97, 101
080-01230 .....	92	080-A107-50 .....	98, 101	080-R099 .....	97
080-01231 .....	92	080-A107SS-50 .....	98	080-R111R .....	99, 101
080-01232 .....	92	080-A108-50 .....	98, 101	080-R121 .....	99, 101
080-01234 .....	92	080-A145-100 .....	98, 101, 102	080-R122 .....	99, 101
080-01238 .....	92	080-A145SS-100 .....	98, 101, 102	080-R131 .....	98, 101, 102
080-01239 .....	92	080-A151 .....	98, 101, 102	080-RHP20 .....	100
080-01240 .....	92	080-A151SS .....	98, 101, 102	080-RHP21 .....	100
080-01242 .....	92	080-ATR-20 .....	96	981-00055 .....	180
080-01246 .....	92	080-ATR-30 .....	96	981-00159 .....	180
080-01247 .....	92	080-H113 .....	98, 101, 102	981-00166 .....	180
080-01248 .....	91	080-HP10-AR .....	95	982-00046 .....	104
080-01250 .....	91	080-HP10-AR NS .....	95	982-00048 .....	104
080-01254 .....	91	080-HP10-UAR .....	95	982-00049 .....	104
080-01255 .....	91	080-HP10-UAR NS .....	95	982-00080 .....	181
080-01300 .....	90	080-HP11-ASV .....	95	982-00212 .....	104
080-01302 .....	90	080-HP11-CR-10 .....	95	982-00214 .....	104
080-01306 .....	90	080-HP11-CR NS-10 .....	95	982-00216 .....	104
080-01307 .....	90	080-HP11-DR-10 .....	95	982-00221 .....	104
080-01308 .....	91	080-HP11-DR NS-10 .....	95	982-00239 .....	104
080-01310 .....	91	080-HP11-UASV .....	95	982-00240 .....	104
080-01314 .....	91	080-HP11-UCR .....	95	982-00242 .....	104
080-01315 .....	91	080-HP11-UCR NS .....	95	982-00243 .....	104
080-01316 .....	91	080-HP11-UDR .....	95	982-00255 .....	103
080-01318 .....	91	080-HP11-UDR NS .....	95	982-00256 .....	103

982-00257.....	105	994-00105.....	111, 154, 155, 164
982-00260.....	105	994-00105-100.....	111, 164
982-00268.....	105	994-00106.....	113, 119, 164
982-00270.....	104	994-00418.....	119
982-00271.....	104	995-00111-400.....	111, 164
982-00272.....	104	995-00112-400.....	111, 113, 164
982-00274.....	104	995-00113-400.....	111, 113, 164
982-00302.....	103	995-00114.....	164
982-00317.....	103	995-00115.....	164
982-00318.....	103	995-00116.....	164
982-00319.....	103	997-75000.....	85
982-00320.....	103	997-75003.....	85
982-00500.....	176	997-75004.....	85
982-00501.....	176	997-75005.....	85
982-00502.....	176	997-98015.....	144, 145, 149, 154
982-00503.....	176	997-98016.....	150, 151, 155
982-00600.....	177	997-98017.....	143, 144, 146, 147, 149, 151, 152, 154
982-00601.....	177	997-98019.....	152, 155
982-00601A.....	177	997-98020.....	151, 154
982-00602.....	177	997-98022.....	143, 154
982-00602A.....	177	997-98027.....	144, 145, 154
982-00603.....	177		
982-00603A.....	177		
984-00032.....	180		
984-00035.....	180		
984-00065.....	180		
984-00066.....	181		
984-00074.....	180		
984-00114.....	181		
991-00085.....	164		
991-00126.....	164		
991-00400-100.....	111, 113, 164		
991-00401-100.....	164		
991-00402-100.....	125, 164		
991-00506-50.....	164		
991-00609.....	164		
991-00630-50.....	164		
991-00631-50.....	164		
991-00700-100.....	164		
992-00001-200.....	111, 164		
992-00005.....	113, 119, 164		
992-00701.....	164		
992-01100-200.....	113, 119, 164		
992-01101.....	164		
993-00004.....	164		
993-00109.....	164		
993-00240-100.....	111, 113, 119, 164		
993-00703.....	113, 119, 164		
993-00721.....	111, 164		
994-00002-100.....	111, 164		

## TORQUE SPECIFICATION

BOLT SIZE MATERIAL OR GRADE	SAE 2	SAE 5 MEDIUM	SAE 8 MEDIUM	STAINLESS AISI TYPE 303 18-8
	LOW CARBON STEEL	CARBON STEEL QUENCHED & TEMPERED	CARBON ALLOY STEEL QUENCHED & TEMPERED	
1/4"-20	6	11	12	5
1/4"-28	7	13	15	7
5/16"-18	13	21	25	9
5/16"-24	14	23	30	10
3/8"-16	23	38	50	17
3/8"-24	26	40	60	18
7/16"-14	37	55	85	25
7/16"-20	41	60	95	28
1/2"-14	57	85	125	37
1/2"-20	64	95	140	40
9/16"-12	80	125	175	50
9/16"-18	91	140	195	54
5/8"-11	111	175	245	75
5/8"-18	128	210	270	80
3/4"-10	180	300	425	115
3/4"-16	200	330	460	125
7/8"-9	275	450	660	170
7/8"-14	300	490	700	185
1"-8	415	680	990	260
1"-14	435	715	1050	270

## TORQUE CONVERSION

Multiply # of To Obtain	INCH	INCH	FOOT	METER	NEWTON
	OUNCES	POUNDS	POUNDS	KILOGRAMS	METERS
INCH OUNCES	1	16	192	1389	141.6
INCH POUNDS	0.0625	1	12	86.8	8.851
FOOT POUNDS	0.005208	0.08333	1	7.233	0.7376
METER KILOGRAM	0.0007201	0.01152	0.1383	1	0.102
NEWTON-METERS	0.007061	0.113	1.356	9.806	1

## COMPARISON OF GAUGES (Based on Steel Sheet Equivalent)

GAUGE NO.	US STANDARD
3	0.2391
4	0.2242
5	0.2092
6	0.1943
7	0.1793
8	0.1644
9	0.1495
10	0.1345
11	0.1196
12	0.1046
13	0.0897
14	0.0747
15	0.0673
16	0.0598
17	0.0538
18	0.0478
19	0.0418
20	0.0359
21	0.0329
22	0.0299
23	0.0269
24	0.0239
25	0.0209
26	0.0179
27	0.0164
28	0.0149
29	0.0135
30	0.012
31	0.0105
32	0.0097
33	0.009
34	0.0082
35	0.0075
36	0.0067
37	0.0064
38	0.006

## TIRE SIZES COMPATIBLE WITH SPRAY MASTER® FENDERS

Maximum tire diameter is 37" (940mm)

### NORTH AMERICAN TRUCK DUAL TIRE SIZES

7.50R15	8R19.5
8.25R15	225/70R19.5
7.50R16	245/70R19.5*
LT215/85R16	265/70R19.5*
LT225/75R16	285/70R19.5*
LT235/85R16 +	9.00R20
LT245/75R16 +	10.00R20
9.50R16.5	11.00R20
8.5R17.5	235/80R22.5**
10R17.5	255/70R22.5**
215/75R17.5	275/70R22.5**

- \* Recommended use with spray suppression brush or skirting
- + NOT recommended for use with spray suppression brush or skirting
- \*\* Allows less than 3" recommended clearance to tire

### EUROPEAN TRUCK DUAL TIRE SIZES

6.70R15	215/75R17.5
205/70R15	225/75R17.5
205/80R15	9.5R17.5*
7.00R15	10R17.5*
7.50R15	235/75R17.5*
8.25R15	245/75R17.5*
19R400	245/75R19.5*
195R16	265/75R19.5*
195/75R16	6.50R20*
205R16	9.00R19.5
205/75R16	9.50R19.5
215R16	7.00R20
215/75R16	7.50R20
225/75R16	8.25R20
6.00R16	10.00R20
6.50R16	8R22.5
7.00R16	9R22.5
7.50R16	10R22.5
7R17.5	10/70R22.5
8R17.5	255/70R22.5**
8.5R17.5	11/70R22.5
205/75R17.5	275/70R22.5**

- \* MUST use with spray suppression brush or skirting
- \*\* Allows less than 3" recommended clearance to tire

## CONTACT INFORMATION:

PHONE:  
800.336.7778

CUSTOMER SERVICE:  
[customerservice@tramec.com](mailto:customerservice@tramec.com)

ONLINE:  
[hd.tramec.com](http://hd.tramec.com)

## U.S. MANUFACTURING & DISTRIBUTION:

534 East 48th Street  
Holland, MI 49423

1800 East Keating Avenue  
Muskegon, MI 49442

1310 Freese Works Place  
Galion, OH 44833

2502 North State Street  
Iola, KS 66749

1320 South Merrifield Ave  
Mishawaka, IN 46544

**FLEET ENGINEERS** has been designing and manufacturing products for the Heavy Duty vehicle industry for over 60 years. Fleet Engineers is part of the Tramec, LLC family along with Tramec Sloan and Penz Products.

We strive to provide quality products with great service at an exceptional value for our customers.



LIT-98015/B | 052924

Specifications, descriptions, and illustrative materials in this literature are as accurate as known at time of publication, but are subject to change without notice

© 2024 TRAMEC, LLC. All rights reserved. Any reproduction, translation, or transmission of this catalog, in part or in whole, without written permission of Tramec, LLC constitutes a violation of the copyright laws of the United States.