

PRODUCT BULLETIN

EFFECTIVE JANUARY 1, 2025:

HEIGHT CONTROL VALVES

Height Control Valves play a crucial role in managing the airflow to your air suspension system, ensuring that your vehicle maintains a consistent and proper ride height under varying load conditions. These valves automatically adjust the air pressure in the suspension, optimizing performance, improving ride quality, and preventing damage to critical components by avoiding overextension or under-inflation of the air springs.


TRAMEC SLOAN'S COMPREHENSIVE HEIGHT CONTROL VALVE OFFERING

Tramec Sloan is proud to offer a comprehensive line of Height Control Valves designed specifically for the heavy-duty trucking aftermarket. Whether you're servicing the cab, chassis, or trailer suspension of a commercial vehicle, our range of high-quality valves provides reliable solutions for a variety of suspension configurations and applications.


Our range includes Haldex, Barksdale, and Hadley style Height Control Valves, all built to deliver the precise performance required to maintain proper suspension height, enhance driving stability, and reduce wear on the suspension system over time. With our valves, you can trust that your system will perform at its best, even under the most demanding conditions.



HALDEX STYLE
TSH90054007



BARKSDALE STYLE
TSHKD2359

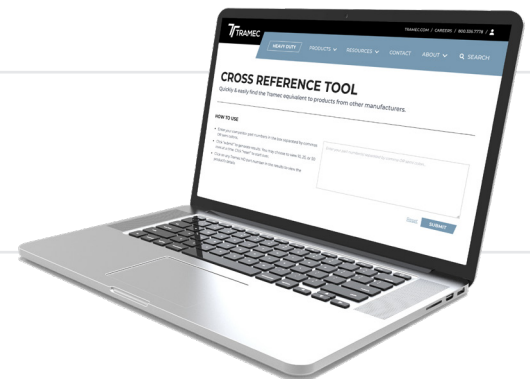


HADLEY STYLE
TSHH00500CA

EASILY FIND THE RIGHT PART WITH OUR ONLINE TOOL

For up-to-date cross-references of our Height Control Valves, we encourage you to use our online part lookup tool.

» VISIT [HD.TRAMEC.COM/CROSS-REFERENCE](https://hd.tramec.com/cross-reference)



SEE BACK SIDE FOR THE FULL LINE OF HEIGHT CONTROL VALVES »

If you have any questions or concerns, please contact your **Tramec Sloan Sales Rep** or **Customer Service** at 800.336.7778 or customerservice@tramec.com

PRODUCT BULLETIN

PART NO.	BARKSDALE STYLE HEIGHT CONTROL VALVES	DELIVERY PORT(S)	SUPPLY PORT(S)	LINKAGE DETAILS	LEVER ARM DETAILS
TSHKD2356	Standard Chassis Leveling Valve, International Chassis	1/4" (x2)	1/4" (x1)	-	12" Max Length
TSHKD2360	N/O Dump Valve, International/Peterbuilt Chassis	1/4" (x2)	1/4" (x1)	-	7"
TSHKD2374	N/O Dump Valve, Volvo/Kenworth Chassis	1/4" (x2)	1/4" (x1)	-	6.8" Adjustable
TSHKD2375	Volvo/Mack Chassis	1/4" (x2)	1/4" (x1)	-	2"
TSHKD2358	N/O Dump Valve, International Chassis	1/4" (x2)	1/4" (x1)	-	7" / 9"
TSHKD2359	N/O Dump Valve, International Chassis	1/4" (x2)	1/4" (x1)	-	7" / 9"
TSHKD2357	Standard Chassis Leveling Valve, Kenworth Chassis	1/4" (x2)	1/4" (x1)	-	3.1" / 6.1"
TSHKD2205	N/O Dump Valve, Tractor Chassis	1/4" (x2)	1/4" (x1)	-	8"
TSHKD2373	Standard Chassis Leveling Valve, Volvo Chassis	1/4" (x2)	1/4" (x1)	-	7.5"
TSHKD2204	Tractor Chassis	1/4" (x2)	1/4" (x1)	-	8"
TSHKD2261	Tractor Cab, Freightliner	1/4" (x2)	1/4" (x1)	-	6.2"
TSHKD2355	Cab Leveling Valve, International & Peterbilt	1/4" (x1)	1/4" (x1)	-	7.8"

PART NO.	HADLEY STYLE HEIGHT CONTROL VALVES	DELIVERY PORT(S)	SUPPLY PORT(S)	LINKAGE DETAILS	LEVER ARM DETAILS
TSHH00450CE	Tractor Cab/Chassis, Trailer	1/4" (x1)	1/4" (x1)	-	4" / 7"
TSHH00500C	Tractor, Trailer, Class A RV, N/O Dump Valve	1/4" (x1)	1/4" (x1)	-	-
TSHH00500CA	Trailer, N/O Dump Valve	1/4" (x1)	1/4" (x1)	-	-
TSHH00500DC	Tractor, Trailer, Class A RV, N/O Dump Valve	3/8" (x2)	3/8" (x1)	-	-
TSHH00600P	Tractor Cab & Front Air Suspension	1/8" (x1)	1/8" (x1)	14"	2.3" / 4"
TSHH00650UL	Tractor Cab & Front Air Suspension	1/4" (x2)	1/4" (x1)	-	-
TSHH01500UN	Tractor Chassis, Trailer	3/8" (x2)	3/8" (x1)	-	5" / 7" / 8" / 9"
TSHH01501HMS	Tractor Chassis, Mack, N/O Dump Valve	3/8" (x2)	3/8" (x1)	-	5" / 7" / 8" / 9"
TSHH01501HVS	Tractor Chassis, Volvo, N/O Dump Valve	3/8" (x2)	3/8" (x1)	-	5" / 7" / 8" / 9"
TSHH01501PUD	Tractor Chassis, Peterbilt, Kenworth, N/O Dump Valve	1/4" (x2)	1/4" (x1)	-	5" / 7" / 8" / 9"
TSHH01501UD	Tractor Chassis & Trailer, Excludes Peterbilt & Kenworth, N/O Dump Valve	3/8" (x2)	3/8" (x1)	-	5" / 7" / 8" / 9"
TSHH01502UNC	Tractor, Trailer, N/C Dump Valve	3/8" (x2)	3/8" (x1)	-	5" / 7" / 8" / 9"

PART NO.	HALDEX STYLE HEIGHT CONTROL VALVES	DELIVERY PORT(S)	SUPPLY PORT(S)	LINKAGE DETAILS	LEVER ARM DETAILS
TSHKN27000	Immediate Response Type	1/4" (x2)	1/4" (x1)	-	Horizontal Arm 12", Vertical Arm 14"
TSH90054007	Controlled Response Type	1/8" (x2)	1/8" (x1)	-	Dual Length Lever Arm 4" / 7"
TSH90555375	Precision Response Type, N/O Dump Valve	3/8" (x2)	3/8" (x1)	7"	7" w/ Vertical Adjustment
TSH90555353	Precision Response Type, N/O Dump Valve	3/8" x 3	3/8" (x2)	7"	7" Fixed

PART NO.	HALDEX LINKAGE KITS
TSH48100225	Linkage Kit, Adjustable, Trailer Type, 19.625"
TSH48100267	Linkage Kit, Adjustable, IR Type, 13.5"
TSH48100367	Linkage Kit, Adjustable, Strap Type, 14"



TSH48100225

N/O = Normally Open; N/C = Normally Closed