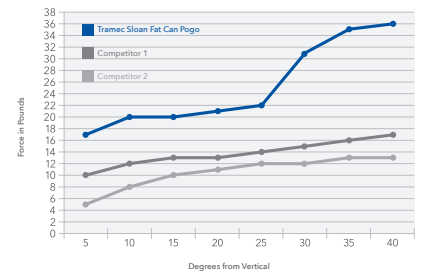


CONTROL BOXES

TRANS-D.O.T. AXLE CONTROL & SUSPENSION
DUMP BOXES



FEATURES & BENEFITS

- Every unit is tested for function and airtight operation.
- 30-40% smaller and up to 50% lighter than competing models.
- Tough and dependable with a rugged, all-weather box, and corrosion resistant valves and fittings.
- Dumps air and any dirt or contaminants to the outside to keep the gauge clean.
- Optimized for operator and installer convenience.



MADE IN THE USA!




LIGHTWEIGHT



HIGH QUALITY

FOR ALL HEAVY DUTY TRAILERS!


- Short & Long Haul Trailers
- Grain Haulers
- Tankers
- Gravel Haulers
- Flatbeds
- And More!




CONTROL BOXES



401404



401405



401406

CONFIGURATIONS:

401804 - SUSPENSION DUMP CONTROL BOX WITH GAUGE & RESET

- Manual Suspension Dump Box
- Pull to Fill, Push to Dump
- Air Pilot Reset
- 0-160 PSI Gauge
- Box Dimensions: 6" x 6" x 4"

401805 - SUSPENSION DUMP CONTROL BOX WITH SIDE PORT

- Manual Suspension Dump Box
- Pull to Fill, Push to Dump
- Air Lines Out the Latch Side
- 0-100 PSI Gauge
- Box Dimensions: 6" x 6" x 4"

401806 - SUSPENSION GAUGE CONTROL BOX


- Displays Suspension Pressure on Gauge
- 0-160 PSI Gauge
- Box Dimensions: 6" x 6" x 4"

401807 - AXLE CONTROL BOX, REGULATED


- Regulated Lift Axle Control Module
- Clear Lid
- Manual Override
- Axle Normally Up
- 12 VDC
- 0-160 PSI Gauge
- Box Dimensions: 10" x 8" x 6"

401808 - AXLE CONTROL BOX, DUAL PRESSURE SUPPLY

- HCV Supplied Lift Axle Control Module
- Clear Lid
- Manual Override
- Axle Normally Up
- 12 VDC
- 0-160 PSI Gauge
- Box Dimensions: 10" x 8" x 6"



401407



401408