

# AIR TANKS

DESIGNED AND BUILT BY THE AIR RESERVOIR SPECIALISTS



A TRAMEC COMPANY



Also Available In Aluminum

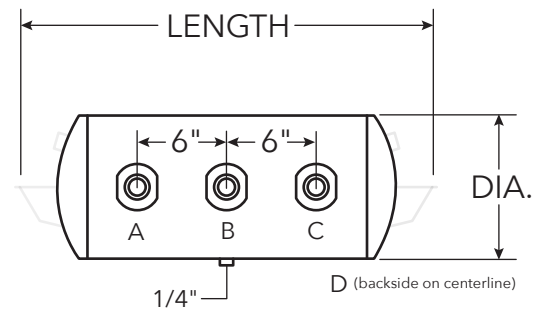
High-Quality Steel Tanks are Coated Inside and Out!

## BUILT WITH SUPERIOR CORROSION RESISTANCE

Tramec air tanks are designed to meet and exceed SAE J10 and FMVSS121 requirements, and exceed the rigorous coating requirements set by leading truck OEMs.

- Proudly **MADE IN THE USA** at our facility in Ohio!
- Available in high-quality steel and aluminum
- Passes ASTM B117 Corrosion Test Protocol
- Pair with a Tramec Sloan drain valve for years of smooth, trouble-free operation, minimizing downtime and maintenance costs

Most tanks come with one of four bracket and end port configurations, as seen here:



P/N	REF P/N	DIA.	CAPACITY	LENGTH	END PORTS	END STYLE	MAIN PORT A	MAIN PORT B	MAIN PORT C	MAIN PORT D	MATERIAL
TSJ8035	461006	8"	1425 in <sup>3</sup>	29.44"	1/2"	•	-	3/4"	-	-	Coated Steel
TSJ8000	461007	8"	1425 in <sup>3</sup>	32"	3/8"	1	-	3/4"	-	-	Coated Steel
TSJ8001	-	8"	1425 in <sup>3</sup>	32"	3/8"	4	-	3/4"	-	-	Coated Steel
TSJ8002	461027	8"	1459 in <sup>3</sup>	33"	3/8"	2	3/4"	-	3/4"	-	Coated Steel
TSJ8007	-	8"	1425 in <sup>3</sup>	32"	3/8"	4	-	3/4"	-	3/4"	Coated Steel
TSJ8014	-	8"	1425 in <sup>3</sup>	32"	3/8"	2	-	3/4"	-	3/4"	Coated Steel
TSJ8016	461026	8"	1425 in <sup>3</sup>	32"	3/8"	4	-	1/2"	-	1/2"	Coated Steel
TSJ8022	-	8"	1425 in <sup>3</sup>	32"	3/8"	4	3/4"	-	3/4"	-	Coated Steel
TSJ8022A	-	8"	1425 in <sup>3</sup>	32"	3/8"	4	3/4"	-	3/4"	-	Aluminum

• Does not feature a standard end configuration

**IMPORTANT:** Refer to drawings on page 1

P/N	REF P/N	DIA.	CAPACITY	LENGTH	END PORTS	END STYLE	MAIN PORT A	MAIN PORT B	MAIN PORT C	MAIN PORT D	MATERIAL
TSJ8036	-	8"	1425 in <sup>3</sup>	32"	3/8"	4	1/2"	1/2"	1/2"	1/2"	Coated Steel
TSJ8037	-	8"	1425 in <sup>3</sup>	32"	3/8"	4	3/4"	-	3/4"	3/4"	Coated Steel
TSJ8047	461023	8"	1425 in <sup>3</sup>	32"	3/8"	1	3/4"	-	3/4"	3/4"	Coated Steel
TSJ8052	-	8"	1425 in <sup>3</sup>	32"	3/8"	1	-	3/4"	-	3/4"	Coated Steel
TSJ8068	-	8"	1425 in <sup>3</sup>	32"	3/8"	2	3/4"	-	3/4"	-	Coated Steel
TSJ9500	461005	9.5"	1488 in <sup>3</sup>	27.5"	3/8"	1	-	3/4"	-	-	Coated Steel
TSJ9501	461004	9.5"	1488 in <sup>3</sup>	27.5"	3/8"	2	-	3/4"	-	-	Coated Steel
TSJ9505	-	9.5"	1488 in <sup>3</sup>	27.5"	3/8"	4	-	3/4"	-	1/2"	Coated Steel
TSJ9505A	-	9.5"	1488 in <sup>3</sup>	27.5"	3/8"	4	-	3/4"	-	1/2"	Aluminum
TSJ9506	461040	9.5"	1488 in <sup>3</sup>	27.5"	1/2"	3	-	1/2"	-	1/2"	Coated Steel
TSJ9507	-	9.5"	1488 in <sup>3</sup>	27.5"	1/2"	2	3/4"	-	3/4"	-	Coated Steel
TSJ9508	461003	9.5"	1488 in <sup>3</sup>	27.5"	3/8"	1	-	3/4"	-	3/4"	Coated Steel
TSJ9510	-	9.5"	1488 in <sup>3</sup>	27.5"	3/8"	4	-	3/4"	-	-	Coated Steel
TSJ95116	-	9.5"	1488 in <sup>3</sup>	27.5"	1/2"	4	3/4"	-	3/4"	-	Coated Steel
TSJ95118	461000	9.5"	1488 in <sup>3</sup>	27.5"	3/8"	1	-	3/4"	-	1/2"	Coated Steel
TSJ95119	-	9.5"	1488 in <sup>3</sup>	27.5"	3/8"	2	3/4"	-	3/4"	-	Coated Steel
TSJ9514	-	9.5"	1488 in <sup>3</sup>	27.5"	1/2"	4	-	1/2"	-	-	Coated Steel
TSJ95149	-	9.5"	1488 in <sup>3</sup>	27.5"	3/8"	2	3/4"	-	3/4"	-	Coated Steel
TSJ9515	461029	9.5"	1488 in <sup>3</sup>	27.5"	3/8"	1	-	1/2"	-	1/2"	Coated Steel
TSJ95156	461002	9.5"	1488 in <sup>3</sup>	27.5"	3/8"	1	3/4"	-	3/4"	-	Coated Steel
TSJ9515A	-	9.5"	1488 in <sup>3</sup>	27.5"	3/8"	1	-	1/2"	-	1/2"	Coated Steel
TSJ95161	-	9.5"	1488 in <sup>3</sup>	27.5"	3/8"	1	3/4"	-	3/4"	3/4"	Coated Steel
TSJ95162	-	9.5"	1488 in <sup>3</sup>	27.5"	3/8"	4	3/4"	-	3/4"	3/4"	Coated Steel
TSJ95165	-	9.5"	1629 in <sup>3</sup>	29.5"	3/8"	4	3/4"	-	3/4"	1/2"	Coated Steel
TSJ95171	-	9.5"	1488 in <sup>3</sup>	27.5"	3/8"	1	3/4"	-	3/4"	-	Coated Steel
TSJ9518	461018	9.5"	1488 in <sup>3</sup>	27.5"	1/2"	1	-	3/4"	-	-	Coated Steel
TSJ9522	-	9.5"	1488 in <sup>3</sup>	27.5"	1/2"	1	-	1/2"	-	1/2"	Coated Steel
TSJ9523	461001	9.5"	1488 in <sup>3</sup>	27.5"	3/8"	1	-	1/2"	-	-	Coated Steel
TSJ95256	-	9.5"	1488 in <sup>3</sup>	27.5"	3/8"	1	1/2"	1/2"	1/2"	1/2"	Coated Steel
TSJ9526	-	9.5"	1488 in <sup>3</sup>	27.5"	3/8"	3	-	3/4"	-	3/4"	Coated Steel
TSJ95272	-	9.5"	1488 in <sup>3</sup>	27.5"	3/8"	1	3/4"	3/4"	3/4"	3/4"	Coated Steel
TSJ9528	-	9.5"	1488 in <sup>3</sup>	27.5"	3/8"	4	-	3/4"	-	3/4"	Coated Steel
TSJ9531	461025	9.5"	1488 in <sup>3</sup>	27.5"	1/2"	4	-	1/2"	-	1/2"	Coated Steel
TSJ9534	-	9.5"	1488 in <sup>3</sup>	27.5"	3/8"	2	-	3/4"	-	3/4"	Coated Steel
TSJ9534A	-	9.5"	1488 in <sup>3</sup>	27.5"	3/8"	2	-	3/4"	-	3/4"	Aluminum
TSJ9534	-	9.5"	2520 in <sup>3</sup>	42"	3/8"	2	3/4"	-	3/4"	3/4"	Coated Steel
TSJ95356	-	9.5"	1488 in <sup>3</sup>	27.5"	3/8"	2	3/4"	-	3/4"	3/4"	Coated Steel
TSJ9537	-	9.5"	1488 in <sup>3</sup>	27.5"	1/2"	2	-	3/4"	-	3/4"	Coated Steel
TSJ9542	461033	9.5"	1488 in <sup>3</sup>	27.5"	3/8"	1	1/2"	-	1/2"	-	Coated Steel
TSJ9547	-	9.5"	1488 in <sup>3</sup>	27.5"	1/2"	4	-	3/4"	-	3/4"	Coated Steel
TSJ9553	461050	9.5"	1488 in <sup>3</sup>	27.5"	3/8"	2	3/4"	-	3/4"	3/4"	Coated Steel
TSJ9561	-	9.5"	1488 in <sup>3</sup>	27.5"	3/8"	3	-	3/4"	-	-	Coated Steel

**IMPORTANT:** Refer to drawings on page 1

P/N	REF P/N	DIA.	CAPACITY	LENGTH	END PORTS	END STYLE	MAIN PORT A	MAIN PORT B	MAIN PORT C	MAIN PORT D	MATERIAL
TSJ9575	-	9.5"	1488 in <sup>3</sup>	27.5"	3/8"	3	-	1/2"	-	1/2"	Coated Steel
TSJ9577	461019	9.5"	1488 in <sup>3</sup>	27.5"	3/8"	2	-	1/2"	-	1/2"	Coated Steel
TSJ9579	461034	9.5"	1488 in <sup>3</sup>	27.5"	3/8"	3	-	3/4"	-	1/2"	Coated Steel
TSJ9581	461037	9.5"	1488 in <sup>3</sup>	27.5"	3/8"	4	3/4"	3/4"	3/4"	3/4"	Coated Steel
TSJ9585	-	9.5"	1488 in <sup>3</sup>	27.5"	3/8"	3	3/4"	-	3/4"	3/4"	Coated Steel
TSJ9585A	-	9.5"	1488 in <sup>3</sup>	27.5"	3/8"	3	3/4"	-	3/4"	3/4"	Aluminum
TSJ9587	-	9.5"	1488 in <sup>3</sup>	27.5"	3/8"	2	1/2"	-	1/2"	-	Coated Steel
TSJ9590	-	9.5"	1488 in <sup>3</sup>	27.5"	1/2"	3	3/4"	-	3/4"	3/4"	Coated Steel
TSJ9598	-	9.5"	1807 in <sup>3</sup>	32"	3/8"	4	-	3/4"	-	-	Coated Steel
TSJ95335	461045	9.5"	1600 in <sup>3</sup>	32"	1/2"	•	1/2"	1/2"	1/2"	-	Coated Steel
TSJ95239	-	9.5"	2800 in <sup>3</sup>	49	3/8"	1	3/4"	-	3/4"	-	Coated Steel
TSJ1200	461010	12"	2850 in <sup>3</sup>	29.5"	3/8"	1	-	3/4"	-	-	Coated Steel
TSJ1203A	-	12"	2850 in <sup>3</sup>	29.5"	3/8"	1	3/4"	3/4"	3/4"	3/4"	Aluminum
TSJ1204	-	12"	2850 in <sup>3</sup>	29.5"	1/2"	1	-	3/4"	-	3/4"	Coated Steel
TSJ1205	461009	12"	2850 in <sup>3</sup>	29.5"	3/8"	1	-	3/4"	-	3/4"	Coated Steel
TSJ1205A	-	12"	2850 in <sup>3</sup>	29.5"	3/8"	1	-	3/4"	-	3/4"	Aluminum
TSJ1207	-	12"	2850 in <sup>3</sup>	29.5"	1/2"	4	3/4"	-	3/4"	-	Coated Steel
TSJ1209	-	12"	2850 in <sup>3</sup>	29.5"	3/8"	1	3/4"	3/4"	3/4"	3/4"	Coated Steel
TSJ12100	461017	12"	2850 in <sup>3</sup>	29.5"	3/8"	2	-	3/4"	-	1/2"	Coated Steel
TSJ12100A	-	12"	2850 in <sup>3</sup>	29.5"	3/8"	2	-	3/4"	-	1/2"	Aluminum
TSJ12105	-	12"	2850 in <sup>3</sup>	29.5"	3/8"	4	1/2"	-	3/4"	3/4"	Coated Steel
TSJ12106	-	12"	2930 in <sup>3</sup>	30.5"	3/8"	1	3/4"	-	3/4"	3/4"	Coated Steel
TSJ12107	-	12"	2594 in <sup>3</sup>	27.5"	3/8"	1	3/4"	-	3/4"	3/4"	Coated Steel
TSJ1211	461016	12"	2850 in <sup>3</sup>	29.5"	3/8"	2	-	3/4"	-	-	Coated Steel
TSJ1214	-	12"	2850 in <sup>3</sup>	29.5"	3/8"	4	-	3/4"	-	-	Coated Steel
TSJ12146	-	12"	2850 in <sup>3</sup>	29.5"	3/8"	3	3/4"	-	3/4"	3/4"	Coated Steel
TSJ12149	-	12"	2850 in <sup>3</sup>	29.5"	3/8"	1	3/4"	3/4"	3/4"	3/4"	Coated Steel
TSJ1216	461024	12"	2850 in <sup>3</sup>	29.5"	3/8"	4	-	1/2"	-	1/2"	Coated Steel
TSJ1217	-	12"	2850 in <sup>3</sup>	29.5"	3/8"	4	3/4"	-	3/4"	-	Coated Steel
TSJ1219	461046	12"	2850 in <sup>3</sup>	29.5"	3/8"	1	3/4"	-	3/4"	3/4"	Coated Steel
TSJ12208	-	12"	2850 in <sup>3</sup>	29.5"	3/8"	3	3/4"	3/4"	3/4"	3/4"	Coated Steel
TSJ12210A	-	12"	2850 in <sup>3</sup>	29.5"	3/8"	3	-	3/4"	-	3/4"	Aluminum
TSJ12211	-	12"	2850 in <sup>3</sup>	29.5"	3/8"	2	3/4"	-	3/4"	3/4"	Coated Steel
TSJ1223	-	12"	2850 in <sup>3</sup>	29.5"	3/8"	2	-	1/2"	-	-	Coated Steel
TSJ1229	461008	12"	2850 in <sup>3</sup>	29.5"	3/8"	1	3/4"	-	3/4"	-	Coated Steel
TSJ1230	-	12"	2850 in <sup>3</sup>	29.5"	1/2"	2	3/4"	-	3/4"	3/4"	Coated Steel
TSJ1231	461022	12"	2850 in <sup>3</sup>	29.5"	3/8"	2	3/4"	-	3/4"	3/4"	Coated Steel
TSJ1235	-	12"	2850 in <sup>3</sup>	29.5"	1/2"	2	-	3/4"	-	3/4"	Coated Steel
TSJ1239	-	12"	2850 in <sup>3</sup>	29.5"	1/2"	1	3/4"	-	3/4"	3/4"	Coated Steel
TSJ1242	461035	12"	2850 in <sup>3</sup>	29.5"	3/8"	2	-	3/4"	-	3/4"	Coated Steel
TSJ1242A	-	12"	2850 in <sup>3</sup>	29.5"	3/8"	2	-	3/4"	-	3/4"	Aluminum
TSJ1243	-	12"	2850 in <sup>3</sup>	29.5"	3/8"	4	-	1/2"	-	3/4"	Coated Steel

• Does not feature a standard end configuration

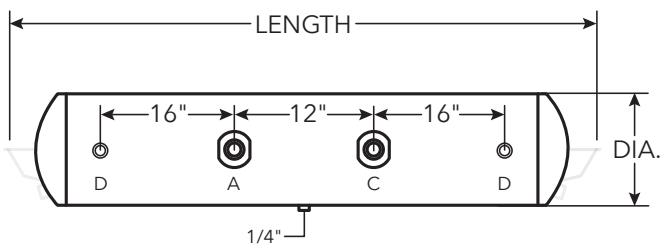
# AIR TANKS

**IMPORTANT:** Refer to drawings on page 1

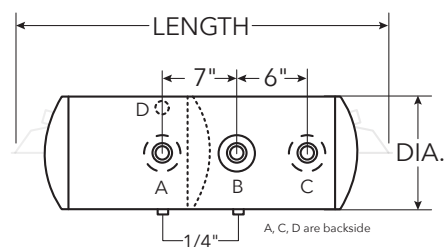
P/N	REF P/N	DIA.	CAPACITY	LENGTH	END PORTS	END STYLE	MAIN PORT A	MAIN PORT B	MAIN PORT C	MAIN PORT D	MATERIAL
TSJ1247	-	12"	2850 in <sup>3</sup>	29.5"	3/8"	4	1/2"	-	1/2"	1/2"	Coated Steel
TSJ1248	-	12"	2850 in <sup>3</sup>	29.5"	3/8"	4	3/4"	3/4"	3/4"	3/4"	Coated Steel
TSJ1249	-	12"	2850 in <sup>3</sup>	29.5"	3/8"	2	3/4"	-	3/4"	-	Coated Steel
TSJ1253	-	12"	2850 in <sup>3</sup>	29.5"	3/8"	3	3/4"	-	3/4"	3/4"	Coated Steel
TSJ1254	-	12"	2850 in <sup>3</sup>	29.5"	3/8"	4	3/4"	-	3/4"	3/4"	Coated Steel
TSJ1254A	-	12"	2850 in <sup>3</sup>	29.5"	3/8"	4	3/4"	-	3/4"	3/4"	Aluminum
TSJ1255	-	12"	2850 in <sup>3</sup>	29.5"	3/8"	4	1/2"	1/2"	1/2"	1/2"	Coated Steel
TSJ1270	-	12"	2850 in <sup>3</sup>	29.5"	3/8"	4	-	3/4"	-	3/4"	Coated Steel
TSJ1273	-	12"	2850 in <sup>3</sup>	29.5"	3/8"	3	-	1/2"	-	1/2"	Coated Steel
TSJ1273A	-	12"	2850 in <sup>3</sup>	29.5"	3/8"	3	-	1/2"	-	1/2"	Aluminum
TSJ1274	-	12"	2850 in <sup>3</sup>	29.5"	3/8"	3	3/4"	-	3/4"	1/2"	Coated Steel
TSJ1276	-	12"	2850 in <sup>3</sup>	29.5"	3/8"	2	3/4"	-	3/4"	3/4"	Coated Steel
TSJ1277	-	12"	2850 in <sup>3</sup>	29.5"	3/8"	2	3/4"	-	3/4"	1/2"	Coated Steel
TSJ1279	-	12"	2850 in <sup>3</sup>	29.5"	3/8"	3	-	3/4"	-	3/4"	Coated Steel
TSJ1280	-	12"	2850 in <sup>3</sup>	29.5"	3/8"	2	1/2"	-	1/2"	1/2"	Coated Steel
TSJ1284	-	12"	3098 in <sup>3</sup>	32"	3/8"	2	3/4"	-	3/4"	3/4"	Coated Steel
TSJ1292	-	12"	2850 in <sup>3</sup>	29.5"	1/2"	2	3/4"	-	3/4"	-	Coated Steel
TSJ1294	-	12"	2850 in <sup>3</sup>	29.5"	3/8"	2	3/4"	3/4"	3/4"	3/4"	Coated Steel
TSJ1297	-	12"	2850 in <sup>3</sup>	29.5"	1/2"	3	-	3/4"	-	3/4"	Coated Steel
TSJ1269	-	12"	2850 in <sup>3</sup>	32"	3/8"	1	-	1/2"	-	1/2"	Coated Steel
TSJ12111	-	12"	4372 in <sup>3</sup>	43.37"	3/8"	2	3/4"	-	3/4"	-	Coated Steel

## SPECIALTY TANKS

P/N	REF P/N	DIA.	CAPACITY	LENGTH	END PORTS	END STYLE	MAIN PORT A	MAIN PORT B	MAIN PORT C	SPECIALTY PORT(S) D	MATERIAL
TSJ95155	-	9.5"	2957 in <sup>3</sup>	45.63"	3/8"	2	3/4"	-	3/4"	3/8"	Coated Steel
TSJ95250	-	9.5"	2957 in <sup>3</sup>	46.25"	3/8"	2	3/4"	-	3/4"	3/8"	Coated Steel
TSJ9597	-	9.5"	3001 in <sup>3</sup>	46.25"	3/8"	1	3/4"	-	3/4"	3/8"	Coated Steel
TSJ1221	461036	12"	2717 in <sup>3</sup>	31.5"	1/2"	4	1/2"	1/2"	1/2"	3/8"	Coated Steel



**SPECIALTY TANKS: TSJ95155 | TSJ95250 | TSJ9597**



**SPECIALTY TANK: TSJ1221**

