

AIR TANKS

DESIGNED AND BUILT BY THE
AIR RESERVOIR SPECIALISTS



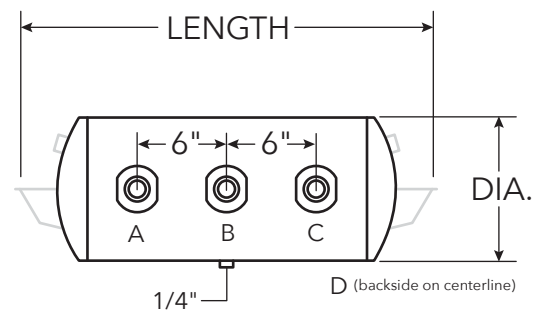
A TRAMEC COMPANY



Also Available In Aluminum

High-Quality Steel Tanks are
Coated Inside and Out!

Most tanks come with one of four bracket and
end port configurations, as seen here:



P/N	REF P/N	DIA.	CAPACITY	LENGTH	END PORTS	END STYLE	MAIN PORT A	MAIN PORT B	MAIN PORT C	MAIN PORT D	MATERIAL
TSJ8035	461006	8"	1410 in ³	29.5"	1/2"	•	–	3/4"	–	–	Coated Steel
TSJ8000	461007	8"	1410 in ³	32"	3/8"	1	–	3/4"	–	–	Coated Steel
TSJ8001	–	8"	1410 in ³	32"	3/8"	4	–	3/4"	–	–	Coated Steel
TSJ8002	461027	8"	1460 in ³	33"	3/8"	2	–	3/4"	–	3/4"	Coated Steel
TSJ8007	–	8"	1410 in ³	32"	3/8"	4	–	3/4"	–	3/4"	Coated Steel
TSJ8014	–	8"	1410 in ³	32"	3/8"	2	–	3/4"	–	3/4"	Coated Steel
TSJ8016	461026	8"	1410 in ³	32"	3/8"	4	–	1/2"	–	1/2"	Coated Steel
TSJ8022*	–	8"	1410 in ³	32"	3/8"	4	3/4"	–	3/4"	–	Coated Steel
TSJ8036	–	8"	1410 in ³	32"	3/8"	4	1/2"	1/2"	1/2"	1/2"	Coated Steel

• Does not feature a standard end configuration

* Aluminum tanks available with adding "A" to the end of the part number. Capacity may vary slightly.



A TRAMEC COMPANY

IMPORTANT: Refer to drawings on page 1

P/N	REF P/N	DIA.	CAPACITY	LENGTH	END PORTS	END STYLE	MAIN PORT A	MAIN PORT B	MAIN PORT C	MAIN PORT D	MATERIAL
TSJ8037	—	8"	1410 in ³	32"	3/8"	4	3/4"	—	3/4"	3/4"	Coated Steel
TSJ8047	461023	8"	1410 in ³	32"	3/8"	1	3/4"	—	3/4"	3/4"	Coated Steel
TSJ8052	—	8"	1410 in ³	32"	3/8"	1	—	3/4"	—	3/4"	Coated Steel
TSJ8068	—	8"	1410 in ³	32"	3/8"	2	3/4"	—	3/4"	—	Coated Steel
TSJ0485	—	9.5"	1975 in ³	32"	1/2"	4	—	3/4"	—	—	Coated Steel
TSJ9500*	461005	9.5"	1490 in ³	27.5"	3/8"	1	—	3/4"	—	—	Coated Steel
TSJ9501	461004	9.5"	1490 in ³	27.5"	3/8"	2	—	3/4"	—	—	Coated Steel
TSJ9505*	—	9.5"	1490 in ³	27.5"	3/8"	4	—	3/4"	—	1/2"	Coated Steel
TSJ9506	461040	9.5"	1490 in ³	27.5"	1/2"	3	—	1/2"	—	1/2"	Coated Steel
TSJ9507	—	9.5"	1490 in ³	27.5"	1/2"	2	3/4"	—	3/4"	—	Coated Steel
TSJ9508*	461003	9.5"	1490 in ³	27.5"	3/8"	1	—	3/4"	—	3/4"	Coated Steel
TSJ9510	—	9.5"	1490 in ³	27.5"	3/8"	4	—	3/4"	—	—	Coated Steel
TSJ95116	—	9.5"	1490 in ³	27.5"	1/2"	4	3/4"	—	3/4"	—	Coated Steel
TSJ95118	461000	9.5"	1490 in ³	27.5"	3/8"	1	—	3/4"	—	1/2"	Coated Steel
TSJ95119	—	9.5"	1490 in ³	27.5"	3/8"	2	3/4"	—	3/4"	—	Coated Steel
TSJ9514	—	9.5"	1490 in ³	27.5"	1/2"	4	—	1/2"	—	—	Coated Steel
TSJ95149	—	9.5"	1490 in ³	27.5"	3/8"	4	3/4"	—	3/4"	—	Coated Steel
TSJ9515*	461029	9.5"	1490 in ³	27.5"	3/8"	1	—	1/2"	—	1/2"	Coated Steel
TSJ95156	461002	9.5"	1490 in ³	27.5"	3/8"	1	3/4"	—	3/4"	—	Coated Steel
TSJ95161	—	9.5"	1490 in ³	27.5"	3/8"	1	3/4"	—	3/4"	3/4"	Coated Steel
TSJ95162	—	9.5"	1490 in ³	27.5"	3/8"	4	3/4"	—	3/4"	3/4"	Coated Steel
TSJ95165	—	9.5"	1635 in ³	29.5"	3/8"	2	3/4"	—	3/4"	1/2"	Coated Steel
TSJ95171	—	9.5"	1490 in ³	27.5"	3/8"	1	3/4"	—	3/4"	—	Coated Steel
TSJ9518	461018	9.5"	1490 in ³	27.5"	1/2"	1	—	3/4"	—	—	Coated Steel
TSJ9522	—	9.5"	1490 in ³	27.5"	1/2"	1	—	1/2"	—	1/2"	Coated Steel
TSJ9523	461001	9.5"	1490 in ³	27.5"	3/8"	1	—	1/2"	—	—	Coated Steel
TSJ95256	—	9.5"	1490 in ³	27.5"	3/8"	1	1/2"	1/2"	1/2"	1/2"	Coated Steel
TSJ9526	—	9.5"	1490 in ³	27.5"	3/8"	3	—	3/4"	—	3/4"	Coated Steel
TSJ95272	—	9.5"	1490 in ³	27.5"	3/8"	1	3/4"	3/4"	3/4"	3/4"	Coated Steel
TSJ9528	—	9.5"	1490 in ³	27.5"	3/8"	4	—	3/4"	—	3/4"	Coated Steel
TSJ9531	461025	9.5"	1490 in ³	27.5"	1/2"	4	—	1/2"	—	1/2"	Coated Steel
TSJ9534*	—	9.5"	1490 in ³	27.5"	3/8"	2	—	3/4"	—	3/4"	Coated Steel
TSJ95354	—	9.5"	2525 in ³	42"	3/8"	2	3/4"	—	3/4"	3/4"	Coated Steel
TSJ95356	—	9.5"	1490 in ³	27.5"	3/8"	2	3/4"	—	3/4"	3/4"	Coated Steel
TSJ9537	—	9.5"	1490 in ³	27.5"	1/2"	2	—	3/4"	—	3/4"	Coated Steel
TSJ9542	461033	9.5"	1490 in ³	27.5"	3/8"	1	1/2"	—	1/2"	—	Coated Steel
TSJ9547	—	9.5"	1490 in ³	27.5"	1/2"	4	—	3/4"	—	3/4"	Coated Steel
TSJ9553	461050	9.5"	1490 in ³	27.5"	3/8"	2	3/4"	—	3/4"	3/4"	Coated Steel
TSJ9554	—	9.5"	1230 in ³	19"	3/8"	—	—	3/4"	—	3/4"	Coated Steel
TSJ9561	—	9.5"	1490 in ³	27.5"	3/8"	3	—	3/4"	—	—	Coated Steel
TSJ9575	—	9.5"	1490 in ³	27.5"	3/8"	3	—	1/2"	—	1/2"	Coated Steel

IMPORTANT: Refer to drawings on page 1

P/N	REF P/N	DIA.	CAPACITY	LENGTH	END PORTS	END STYLE	MAIN PORT A	MAIN PORT B	MAIN PORT C	MAIN PORT D	MATERIAL
TSJ9577	461019	9.5"	1490 in ³	27.5"	3/8"	2	–	1/2"	–	1/2"	Coated Steel
TSJ9579	461034	9.5"	1490 in ³	27.5"	3/8"	3	–	3/4"	–	1/2"	Coated Steel
TSJ9581	461037	9.5"	1490 in ³	27.5"	3/8"	4	3/4"	3/4"	3/4"	3/4"	Coated Steel
TSJ9585*	–	9.5"	1490 in ³	27.5"	3/8"	3	3/4"	–	3/4"	3/4"	Coated Steel
TSJ9587	–	9.5"	1490 in ³	27.5"	3/8"	2	1/2"	–	1/2"	–	Coated Steel
TSJ9590	–	9.5"	1490 in ³	27.5"	1/2"	4	3/4"	–	3/4"	3/4"	Coated Steel
TSJ9598*	–	9.5"	1810 in ³	32"	3/8"	4	–	3/4"	–	–	Coated Steel
TSJ95335	461045	9.5"	2170 in ³	32"	1/2"	•	1/2"	1/2"	1/2"	–	Coated Steel
TSJ1200	461010	12"	2820 in ³	29.5"	3/8"	1	–	3/4"	–	–	Coated Steel
TSJ1203A	–	12"	2790 in ³	29.5"	3/8"	4	3/4" †	–	3/4" †	–	Aluminum
TSJ1204	–	12"	2820 in ³	29.5"	1/2"	1	–	3/4"	–	3/4"	Coated Steel
TSJ1205*	461009	12"	2820 in ³	29.5"	3/8"	1	–	3/4"	–	3/4"	Coated Steel
TSJ1207	–	12"	2820 in ³	29.5"	1/2"	4	3/4"	–	3/4"	–	Coated Steel
TSJ1209*	–	12"	2820 in ³	29.5"	3/8"	1	3/4"	3/4"	3/4"	3/4"	Coated Steel
TSJ12100*	461017	12"	2820 in ³	29.5"	3/8"	2	–	3/4"	–	1/2"	Coated Steel
TSJ12102	–	12"	2820 in ³	29.5"	3/8"	1	–	3/4"	–	1/2"	Coated Steel
TSJ12105	–	12"	2820 in ³	29.5"	3/8"	4	1/2"	–	3/4"	3/4"	Coated Steel
TSJ12106	–	12"	2932 in ³	30.5"	3/8"	1	3/4"	–	3/4"	3/4"	Coated Steel
TSJ12107	–	12"	2596 in ³	27.5"	3/8"	1	3/4"	–	3/4"	3/4"	Coated Steel
TSJ1211	461016	12"	2820 in ³	29.5"	3/8"	2	–	3/4"	–	–	Coated Steel
TSJ1214*	–	12"	2820 in ³	29.5"	3/8"	4	–	3/4"	–	–	Coated Steel
TSJ12146	–	12"	2820 in ³	29.5"	3/8"	3	3/4"	3/4"	3/4"	–	Coated Steel
TSJ12149**	–	12"	2820 in ³	29.5"	3/8"	1	3/4"	3/4"	3/4"	3/4"	Coated Steel
TSJ1216	461024	12"	2820 in ³	29.5"	3/8"	4	–	1/2"	–	1/2"	Coated Steel
TSJ1217*	–	12"	2820 in ³	29.5"	3/8"	4	3/4"	–	3/4"	–	Coated Steel
TSJ1219	461046	12"	2820 in ³	29.5"	3/8"	1	3/4"	–	3/4"	3/4"	Coated Steel
TSJ12196*	–	12"	2820 in ³	29.5"	3/8"	2	3/4"	–	3/4"	–	Coated Steel
TSJ12208	–	12"	2820 in ³	29.5"	3/8"	3	3/4"	3/4"	3/4"	3/4"	Coated Steel
TSJ12210A	–	12"	2790 in ³	29.5"	3/8"	2	–	3/4"	–	3/4"	Aluminum
TSJ12211	–	12"	2820 in ³	29.5"	3/8"	2	3/4"	–	3/4"	3/4"	Coated Steel
TSJ1223	–	12"	2820 in ³	29.5"	3/8"	2	–	1/2"	–	–	Coated Steel
TSJ1229	461008	12"	2820 in ³	29.5"	3/8"	1	3/4"	–	3/4"	–	Coated Steel
TSJ1230	–	12"	2820 in ³	29.5"	1/2"	2	3/4"	–	3/4"	3/4"	Coated Steel
TSJ1231*	461022	12"	2820 in ³	29.5"	3/8"	2	3/4"	–	3/4"	3/4"	Coated Steel
TSJ1235	–	12"	2820 in ³	29.5"	1/2"	2	–	3/4"	–	3/4"	Coated Steel
TSJ1239	–	12"	2820 in ³	29.5"	1/2"	1	3/4"	–	3/4"	3/4"	Coated Steel
TSJ1242*	461035	12"	2820 in ³	29.5"	3/8"	2	–	3/4"	–	3/4"	Coated Steel
TSJ1243	–	12"	2820 in ³	29.5"	3/8"	4	–	1/2"	–	3/4"	Coated Steel
TSJ1247	–	12"	2820 in ³	29.5"	3/8"	4	1/2"	–	1/2"	1/2"	Coated Steel
TSJ1248	–	12"	2820 in ³	29.5"	3/8"	4	3/4"	3/4"	3/4"	3/4"	Coated Steel
TSJ1249	–	12"	2820 in ³	29.5"	3/8"	2	3/4"	–	3/4"	–	Coated Steel

• Does not feature a standard end configuration

† Ports A and C are located on both sides of the air tank

* Aluminum tanks available with adding "A" to the end of the part number. Capacity may vary slightly.

** Drain port located on the top and bottom

AIR TANKS

IMPORTANT: Refer to drawings on page 1

P/N	REF P/N	DIA.	CAPACITY	LENGTH	END PORTS	END STYLE	MAIN PORT A	MAIN PORT B	MAIN PORT C	MAIN PORT D	MATERIAL
TSJ1253	—	12"	2820 in ³	29.5"	3/8"	3	3/4"	—	3/4"	3/4"	Coated Steel
TSJ1254*	—	12"	2820 in ³	29.5"	3/8"	4	3/4"	—	3/4"	3/4"	Coated Steel
TSJ1255	—	12"	2820 in ³	29.5"	3/8"	4	1/2"	1/2"	1/2"	1/2"	Coated Steel
TSJ1269	—	12"	2820 in ³	32"	3/8"	1	—	1/2"	—	1/2"	Coated Steel
TSJ1270*	—	12"	2820 in ³	29.5"	3/8"	4	—	3/4"	—	3/4"	Coated Steel
TSJ1273*	—	12"	2820 in ³	29.5"	3/8"	1	—	1/2"	—	1/2"	Coated Steel
TSJ1274	—	12"	2820 in ³	29.5"	3/8"	3	3/4"	—	3/4"	1/2"	Coated Steel
TSJ1276	—	12"	2820 in ³	29.5"	3/8"	4	3/4"	—	3/4"	3/4"	Coated Steel
TSJ1277	—	12"	2820 in ³	29.5"	3/8"	2	3/4"	—	3/4"	1/2"	Coated Steel
TSJ1279	—	12"	2820 in ³	29.5"	3/8"	3	—	3/4"	—	3/4"	Coated Steel
TSJ1280	—	12"	2820 in ³	29.5"	3/8"	2	1/2"	—	1/2"	1/2"	Coated Steel
TSJ1284	—	12"	3100 in ³	32"	3/8"	2	3/4"	—	3/4"	3/4"	Coated Steel
TSJ1292	—	12"	2820 in ³	29.5"	1/2"	2	3/4"	—	3/4"	—	Coated Steel
TSJ1294	—	12"	2820 in ³	29.5"	3/8"	2	3/4"	3/4"	3/4"	3/4"	Coated Steel
TSJ1297*	—	12"	2820 in ³	29.5"	1/2"	3	—	3/4"	—	3/4"	Coated Steel
TSJ12111	—	12"	4370 in ³	43.37"	3/8"	2	3/4"	—	3/4"	—	Coated Steel

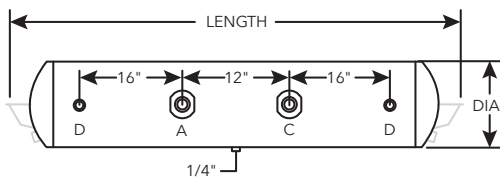
SPECIALTY TANKS

P/N	REF P/N	DIA.	CAPACITY	LENGTH	END PORTS	END STYLE	MAIN PORT A	MAIN PORT B	MAIN PORT C	SPECIALTY PORT(S) D	MATERIAL
TSJ7065	461020	7"	770 in ³	22"	1/2"	•	—	—	—	—	Coated Steel
TSJ8009	—	8"	1225 in ³	26"	3/8"	•	—	3/4"	—	—	Coated Steel
TSJ80194	—	8"	1490 in ³	29.5"	3/8"	•	—	3/4"	—	—	Coated Steel
TSJ95155	—	9.5"	2960 in ³	45.63"	3/8"	2	3/4"	—	3/4"	3/8"	Coated Steel
TSJ95250	—	9.5"	3005 in ³	46.25"	3/8"	2	3/4"	—	3/4"	3/8"	Coated Steel
TSJ9597	—	9.5"	3005 in ³	46.25"	3/8"	1	3/4"	—	3/4"	3/8"	Coated Steel
TSJ95239*	—	9.5"	3025 in ³	49"	3/8"	1	3/4"	—	3/4" †	—	Coated Steel
TSJ1221	461036	12"	2820 in ³	31.5"	1/2"	4	1/2"	1/2"	1/2"	3/8"	Coated Steel

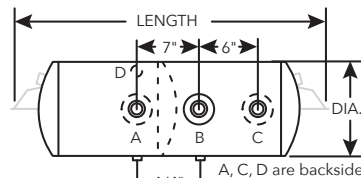
• Does not feature a standard end configuration

† Port C is located on both sides of the air tank

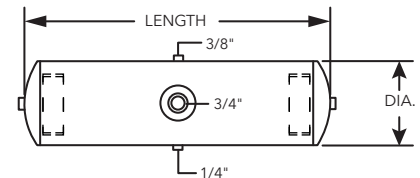
* Aluminum tanks available with adding "A" to the end of the part number. Capacity may vary slightly.



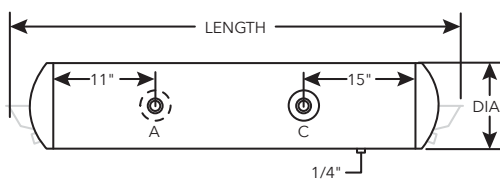
TSJ95155 | TSJ95250 | TSJ9597



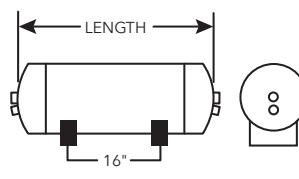
TSJ1221



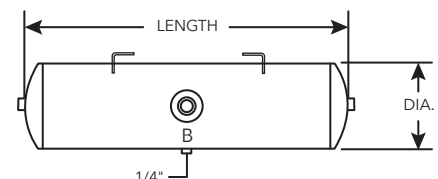
TSJ8009



TSJ95239



TSJ7065



TSJ80194